

INVESTMENT OVERVIEW

The Fund seeks to generate attractive risk-adjusted long-term returns by investing in the stocks of international small-cap companies with durable competitive advantages, excellent management, lower financial risk, and strong growth trajectories. A disciplined investment process is employed to identify businesses that are differentiated by above-average returns on capital and trading at attractive valuations.

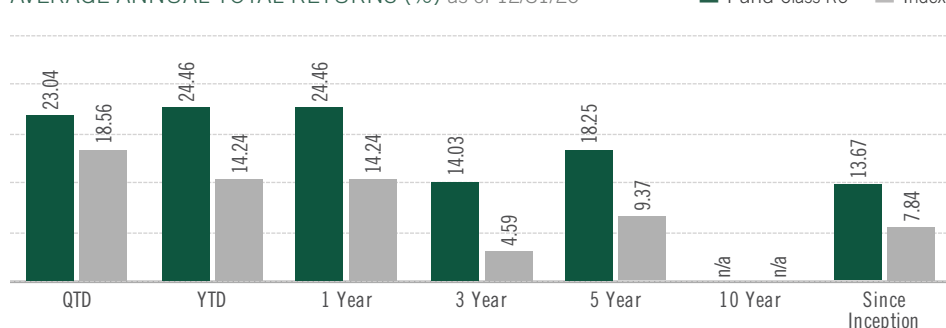
KEY FEATURES

High-Quality Businesses — Searches for quality international small-cap companies with solid balance sheets, consistent growth, profitability, and market dominant business models

Lower Volatility Approach — Extensive fundamental research favors companies with less business risk, as defined by lower earnings variability, consistent and profitable growth, high returns on capital, strong free cash flow, and a low organic need for external financing, all of which can help to protect profits in difficult markets

High-Conviction Portfolio — Focused on the portfolio team's 30-60 strongest investment opportunities, with a long-term, low-turnover approach to realize full stock value potential

AVERAGE ANNUAL TOTAL RETURNS (%) as of 12/31/20



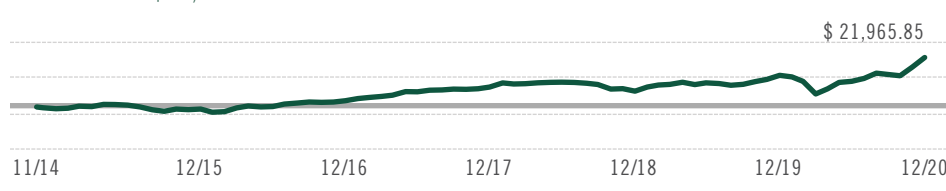
Performance data quoted represents past performance. Past performance does not guarantee future results. Investment return and principal value will fluctuate so that shares, when redeemed, may be worth more or less than their original cost. Current performance may be lower or higher than the performance data quoted. Please visit virtus.com for performance data current to the most recent month end. This share class has no sales charges and is not available to all investors. Other share classes have sales charges. See virtus.com for details.

The fund class gross expense ratio is 1.19% and reflects the direct and indirect expenses paid by the Fund. The gross expense ratio minus the indirect expenses incurred by the underlying funds in which the Fund invests is 1.18%. Average annual total return is the annual compound return for the indicated period and reflects the change in share price and the reinvestment of all dividends and capital gains. Returns for periods of one year or less are cumulative returns.

ANNUAL PERFORMANCE (%)

	2020	2019	2018	2017	2016	2015	2014	2013	2012	2011
Fund	24.46	27.66	-6.67	28.67	21.16	-0.78	n/a	n/a	n/a	n/a
Index	14.24	22.42	-18.20	31.65	3.91	2.60	n/a	n/a	n/a	n/a

GROWTH OF \$10,000



This chart assumes an initial investment of \$10,000 made on 11/12/2014. As of 12/31/2020 the fund value would have been \$21,965.85. Fund performance assumes reinvestment of dividends and capital gain distributions. This growth reflects no front end sales charges.

FUND INFORMATION

	Ticker	CUSIP
A Shares	VISAX	92828W841
C Shares	VCISX	92828W833
I Shares	VIISX	92828W825
R6 Shares	VRISX	92828W551

Inception Date	11/12/14
AUM (\$ millions)	2,519.4
Number of Holdings	50
Dividends	Semi-Annually
Morningstar Category	Foreign Small/Mid Growth
Lipper Category	International Small/Mid-Cap Growth
Index	MSCI AC World Ex USA Small Cap Index (net)

MORNINGSTAR RATINGS

Time Period	# of Stars	# of Funds
Overall	★★★★★	119
3 Year	★★★★★	119
5 Year	★★★★★	96
10 Year	Not Rated	n/a

Morningstar ratings are based on risk-adjusted returns. Strong ratings are not indicative of positive future performance.

INVESTMENT ADVISER

Virtus Investment Advisers, Inc.

INVESTMENT SUBADVISER



Kayne Anderson Rudnick

A VIRTUS INVESTMENT PARTNER

Kayne Anderson Rudnick believes that superior risk-adjusted returns may be achieved through investment in high-quality companies with market dominance, excellent management, financial strength, and consistent growth, purchased at reasonable prices.

PORTFOLIO MANAGERS

Craig Thrasher, CFA

Industry start date: 2003
Start date as Fund Portfolio Manager: 2012

Hyung Kim

Industry start date: 2004
Start date as Fund Portfolio Manager: 2018

CHARACTERISTICS	Fund	Index
Avg. Weighted Market Cap (bn)	2.57	1.95
Median Market Cap (bn)	1.51	0.60
Trailing P/E Ex-Negative Earnings	25.95	17.16
Price-to-Cash Flow	24.79	15.54
Price-to-Book Value	4.04	2.71
Active Share	98.87	n/a

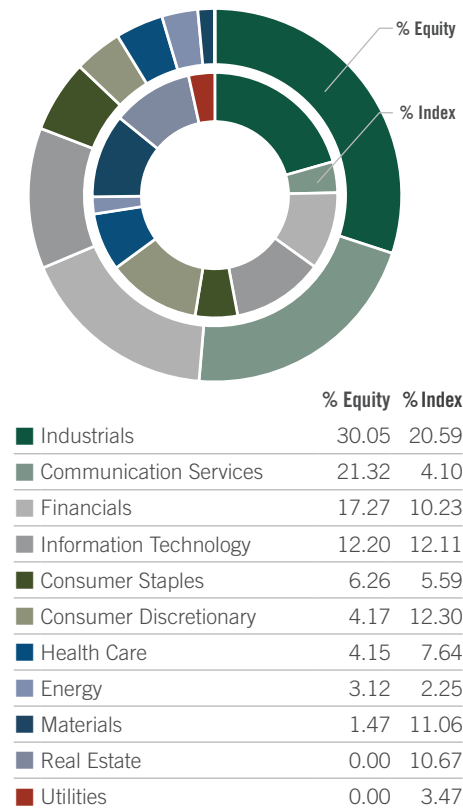
RISK STATISTICS (3 YEAR)	Fund	Index
Alpha	8.92	n/a
Beta	0.92	1.00
R ²	0.93	1.00
Sharpe Ratio	0.62	0.14
Standard Deviation	20.05	20.98

TOP TEN HOLDINGS	% Fund
HeadHunter Group PLC	5.05
VNV Global AB publ	4.87
Rightmove PLC	3.20
Auto Trader Group PLC	2.85
Marel HF	2.83
Gruppo MutuiOnline SpA	2.81
Eento Group Oyj	2.80
CAE Inc	2.79
Ascentral PLC	2.78
Voltronic Power Technology Corp	2.76

TOP TEN COUNTRIES	% Invested	% Index
United Kingdom	22.34	12.37
Sweden	11.88	5.30
Germany	6.75	3.74
Canada	6.23	6.30
Russia	5.62	0.29
Taiwan	5.17	4.89
France	4.99	2.28
Japan	4.64	20.15
China	4.35	2.61
Iceland	3.16	0.00

Holdings and sector weightings are subject to change.

SECTOR ALLOCATIONS



IMPORTANT RISK CONSIDERATIONS

Equity Securities: The market price of equity securities may be adversely affected by financial market, industry, or issuer-specific events. Focus on a particular style or on small or medium-sized companies may enhance that risk. **Foreign & Emerging Markets:** Investing in foreign securities, especially in emerging markets, subjects the fund to additional risks such as increased volatility, currency fluctuations, less liquidity, and political, regulatory, economic, and market risk. **Limited Number of Investments:** Because the fund has a limited number of securities, it may be more susceptible to factors adversely affecting its securities than a fund with a greater number of securities. **Non-Diversified:** The fund is non-diversified and may be more susceptible to factors negatively impacting its holdings to the extent that each security represents a larger portion of the fund's assets. **Market Volatility:** Local, regional, or global events such as war, acts of terrorism, the spread of infectious illness or other public health issues, recessions, or other events could have a significant impact on the portfolio and its investments, including hampering the ability of the portfolio manager(s) to invest the portfolio's assets as intended. **Prospectus:** For additional information on risks, please see the fund's prospectus.

GLOSSARY

Avg. Weighted Market Cap (bn): The total dollar market value of all of a company's outstanding shares. **Trailing P/E Ex-Negative Earnings:** Per share stock price divided by the latest 12-months earnings per share. **Price-to-Cash Flow:** Per-share stock price divided by the per-share operating cash flow. **Price-to-Book Value:** A ratio used to compare a stock's market value to its book value. **Active Share:** A measure of the percentage of stock holdings in a manager's portfolio that differ from the benchmark index. **Alpha:** A risk-adjusted measure of an investment's excess return relative to a benchmark. **Beta:** A quantitative measure of the volatility, or systematic risk, of a security or a portfolio in comparison to the market as a whole. **R²:** A measure that represents the percentage of a fund or security's movements that can be explained by movements in a benchmark index. **Sharpe Ratio:** A risk-adjusted measure calculated using standard deviation and excess return to determine reward per unit of risk. **Standard Deviation:** Measures variability of returns around the average return for an investment portfolio. Higher standard deviation suggests greater risk.

INDEX DEFINITION

Index: The MSCI ACWI ex USA Small Cap Index (net) is a free float-adjusted market capitalization-weighted index that measures small cap equity performance of developed and emerging markets, excluding the U.S. The index is calculated on a total return basis with net dividends reinvested. The index is unmanaged, its returns do not reflect any fees, expenses, or sales charges, and is not available for direct investment.

Morningstar Rating™ for funds, or 'star rating,' is calculated for managed products (including mutual funds, variable annuity and variable life subaccounts, exchange-traded funds, closed-end funds, and separate accounts) with at least a three-year history. Exchange-traded funds and open-ended mutual funds are considered a single population for comparative purposes. It is calculated based on a Morningstar Risk-Adjusted Return measure that accounts for variation in a managed product's monthly excess performance, placing more emphasis on downward variations and rewarding consistent performance. The top 10% of products in each product category receive 5 stars, the next 22.5% receive 4 stars, the next 35% receive 3 stars, the next 22.5% receive 2 stars, and the bottom 10% receive 1 star. The Overall Morningstar Rating for a managed product is derived from a weighted average of the performance figures associated with its three-, five-, and 10-year (if applicable) Morningstar Rating metrics. The weights are: 100% three-year rating for 36-59 months of total returns, 60% five-year rating/40% three-year rating for 60-119 months of total returns, and 50% 10-year rating/30% five-year rating/20% three-year rating for 120 or more months of total returns. While the 10-year overall star rating formula seems to give the most weight to the 10-year period, the most recent three-year period actually has the greatest impact because it is included in all three rating periods. Ratings do not take into account the effect of sales charges and loads.

© 2021 Morningstar, Inc. All rights reserved. The information contained herein: (1) is proprietary to Morningstar and/or its content providers; (2) may not be copied or distributed; and (3) is not warranted to be accurate, complete, or timely. Neither Morningstar nor its content providers are responsible for any damages or losses arising from any use of this information. Past performance is no guarantee of future results.

Lipper Category Classifications © 2021 Lipper. All rights reserved.

Please consider a Fund's investment objectives, risks, charges, and expenses carefully before investing. For this and other information about any Virtus Fund, contact your financial professional, call 800-243-4361, or visit virtus.com for a prospectus or summary prospectus. Read it carefully before investing.

Not insured by FDIC/NCUSIF or any federal government agency. No bank guarantee. Not a deposit. May lose value.

Mutual funds distributed by VP Distributors, LLC, member FINRA and subsidiary of Virtus Investment Partners, Inc.