

INVESTMENT OVERVIEW

The Fund seeks to generate current income by applying extensive credit research to capitalize on opportunities across undervalued sectors of the bond market in a short duration portfolio.

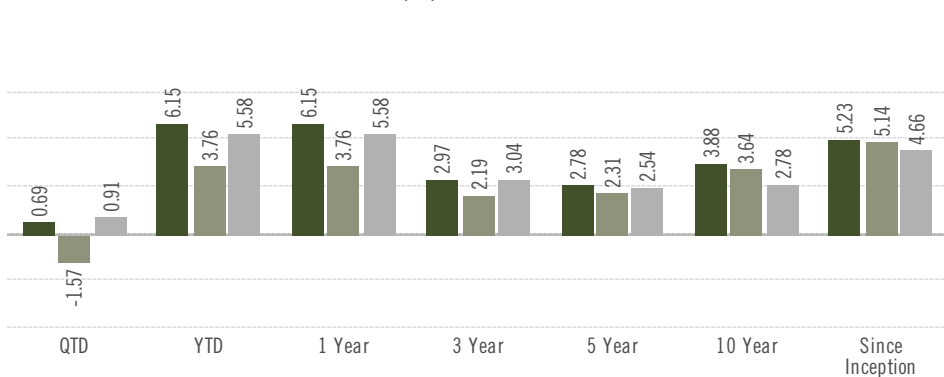
KEY FEATURES

Diversification and Flexibility — A multi-sector fixed income allocation offers exposure to U.S. as well as international economies, currencies, sectors, and securities. Newfleet rotates across 14 major bond segments in order to benefit from opportunity and manage risk

Risk Management — A focus on minimizing credit and interest rate risk through active sector rotation and superior security selection

Extensive Fundamental Research — Security selection driven by bottom-up analysis of individual bond quality, credit risk, valuation, company management, structure, and technical elements

AVERAGE ANNUAL TOTAL RETURNS (%) as of 12/31/19



Performance data quoted represents past performance. Past performance does not guarantee future results. Investment return and principal value will fluctuate so that shares, when redeemed, may be worth more or less than their original cost. Current performance may be lower or higher than the performance data quoted. Please visit virtus.com for performance data current to the most recent month end. Class A shares have a maximum sales charge of 2.25%. A contingent deferred sales charge of 0.50% may be imposed on certain redemptions within 12 months on purchases on which a finder's fee has been paid.

Benchmark life performance is reported from 06/30/92.

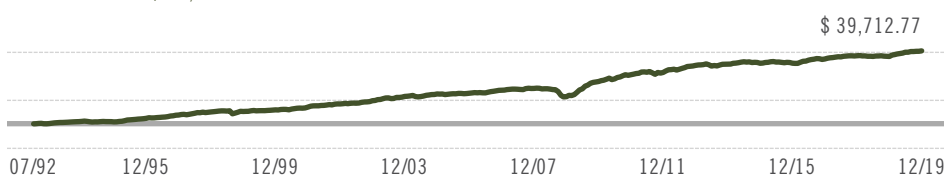
The fund class gross expense ratio is 0.98%.

Average annual total return is the annual compound return for the indicated period and reflects the change in share price and the reinvestment of all dividends and capital gains. Returns for periods of one year or less are cumulative returns.

ANNUAL PERFORMANCE (%)

	2019	2018	2017	2016	2015	2014	2013	2012	2011	2010
Fund	6.15	-0.78	3.66	4.97	0.09	1.05	1.52	9.39	3.10	10.25
Index	5.58	1.60	2.00	2.57	1.00	1.24	1.93	4.90	1.87	5.20

GROWTH OF \$10,000



This chart assumes an initial investment of \$10,000 made on 7/6/1992. As of 12/31/2019 the fund value would have been \$39,712.77. Fund performance assumes reinvestment of dividends and capital gain distributions and reflects a front end sales charge of 2.25%.

FUND INFORMATION

	Ticker	CUSIP
A Shares	NARAX	92828R644
C Shares	PSTCX	92828R628
C1 Shares	PMSTX	92828R594
I Shares	PIMSX	92828R610
R6 Shares	VMSSX	92828W247

Inception Date	07/06/92
AUM (\$ millions)	6,361.8
Number of Holdings	818
Dividends	Daily
Morningstar Category	Short-Term Bond
Lipper Category	Short-Intmtd Investment Grade Debt Funds
Index	ICE BofA 1-3 Year A-BBB US Corporate Index

MORNINGSTAR RATINGS

Time Period	# of Stars	# of Funds
Overall	★★★★★	488
3 Year	★★★★★	488
5 Year	★★★★★	442
10 Year	★★★★★	280

Morningstar ratings are based on risk-adjusted returns. Strong ratings are not indicative of positive future performance.

INVESTMENT ADVISER

Virtus Investment Advisers, Inc.

INVESTMENT SUBADVISER



Newfleet Asset Management leverages the knowledge and skill of a team of investment professionals with expertise in every sector of the bond market, including evolving, specialized, and out-of-favor sectors. The team employs active sector rotation and disciplined risk management to portfolio construction.

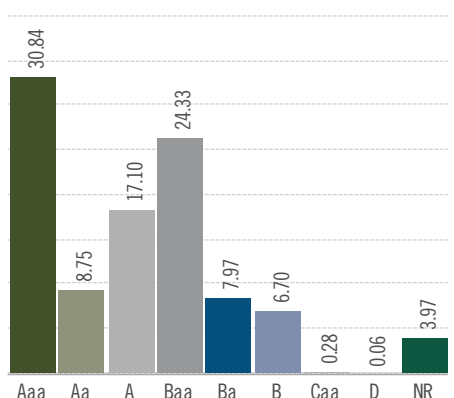
PORTFOLIO MANAGER

David L. Albrycht, CFA

Industry start date: 1985

Start date as Fund Portfolio Manager: 1993

RATINGS DISTRIBUTION



CHARACTERISTICS

Characteristic	Fund
Effective Duration	2.17
Weighted Average Maturity	3.05
30-day SEC Yield ¹	2.42

¹ 30-day SEC Yield is a standardized yield calculated according to a formula set by the SEC, and is subject to change.

TOP TEN HOLDINGS

Security	% Fund
United States Treasury Bill, 0.0000% 08/13/2020	0.89
Petrobras Global Finance BV, 5.2990% 01/27/2025	0.79
iShares iBoxx High Yield Corporate Bond ETF	0.76
United States Treasury Note/Bond, 2.2500% 03/31/2021	0.60
Arroyo Mortgage Trust 2018-1, 3.7630%	0.53
Hertz Vehicle Financing II LP, 2.7300% 03/25/2021	0.46
Petroleos Mexicanos, 4.6250% 09/21/2023	0.45
Goldman Sachs Group Inc/The, 3.8500% 01/26/2027	0.45
Hertz Vehicle Financing II LP, 2.6700% 09/25/2021	0.44
JP Morgan Mortgage Trust 2017-5, 3.1551%	0.42

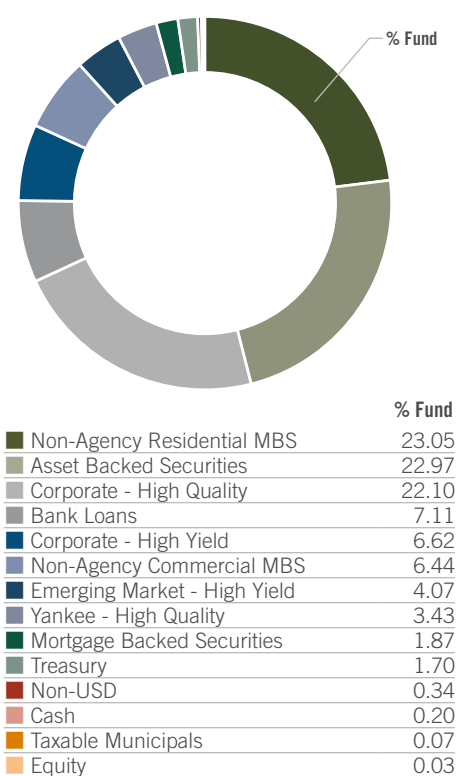
DISTRIBUTIONS

Month	NAV at Month-End	NAV at Month-End
October 2019	\$0.010915	4.72
November 2019	\$0.011283	4.71
December 2019	\$0.010367	4.72

RISK STATISTICS (3 YEAR)

	Fund	Index
Alpha	-0.10	n/a
Beta	1.02	1.00
R ²	0.45	1.00
Sharpe Ratio	0.94	1.52
Standard Deviation	1.41	0.92

SECTOR ALLOCATIONS



Holdings and sector weightings are subject to change.

IMPORTANT RISK CONSIDERATIONS

Credit & Interest: Debt securities are subject to various risks, the most prominent of which are credit and interest rate risk. The issuer of a debt security may fail to make interest and/or principal payments. Values of debt securities may rise or fall in response to changes in interest rates, and this risk may be enhanced with longer-term maturities. **High Yield-High Risk Fixed Income Securities:** There is a greater level of credit risk and price volatility involved with high yield securities than investment grade securities. **Bank Loans:** Loans may be unsecured or not fully collateralized, may be subject to restrictions on resale and/or trade infrequently on the secondary market. Loans can carry significant credit and call risk, can be difficult to value, and have longer settlement times than other investments, which can make loans relatively illiquid at times. **Foreign & Emerging Markets:** Investing internationally, especially in emerging markets, involves additional risks such as currency, political, accounting, economic, and market risk. **ABS/MBS:** Changes in interest rates can cause both extension and prepayment risks for asset- and mortgage-backed securities. These securities are also subject to risks associated with the repayment of underlying collateral. **Prospectus:** For additional information on risks, please see the fund's prospectus.

GLOSSARY

Effective Duration: The change in the value of a fixed income security that will result from a 1% change in interest rates while taking into account the way changes in rates will affect the expected cash flows of any bond with an embedded option such as call or prepayment option. This measure assigns a probability to the exercise of a call option, where applicable, based on specified shifts in the yield curve. Duration is expressed as a number of years, and generally, the larger the duration, the greater the interest rate risk or reward for a portfolio's underlying bond prices. **Weighted Average Maturity:** The length of time until the average security in a fund will mature, be redeemed by its issuer, or paid down over time, which is the case with most securitized assets. **Alpha:** A risk-adjusted measure of an investment's excess return relative to a benchmark. **Beta:** A quantitative measure of the volatility, or systematic risk, of a security or a portfolio in comparison to the market as a whole. **R²:** A measure that represents the percentage of a fund or security's movements that can be explained by movements in a benchmark index. **Sharpe Ratio:** A risk-adjusted measure calculated using standard deviation and excess return to determine reward per unit of risk. **Standard Deviation:** Measures variability of returns around the average return for an investment portfolio. Higher standard deviation suggests greater risk.

INDEX DEFINITION

Index: The ICE BofA 1-3 Year A-BBB US Corporate Index measures performance of U.S. corporate bond issues rated A1 through BBB3, inclusive (based on an average of Moody's, S&P and Fitch), with a remaining term to final maturity less than 3 years. The index is calculated on a total return basis. The index is unmanaged, its returns do not reflect any fees, expenses, or sales charges, and is not available for direct investment.

Please consider a Fund's investment objectives, risks, charges, and expenses carefully before investing. For this and other information about any Virtus Fund, contact your financial representative, call 800-243-4361, or visit virtus.com for a prospectus or summary prospectus. Read it carefully before investing.

Not insured by FDIC/NCUSIF or any federal government agency. No bank guarantee. Not a deposit. May lose value.

Mutual funds distributed by **VP Distributors, LLC**, member FINRA and subsidiary of Virtus Investment Partners, Inc.

RATINGS DISTRIBUTION METHODOLOGY

The ratings issued by Nationally Recognized Statistical Rating Organizations assess the credit worthiness of a corporation's or government's debt issues. The ratings apply to the fund's holdings and not the fund itself. Ratings are provided by Standard & Poor's, Moody's, and Fitch. For certain securities that are not rated by any of these three agencies, credit ratings from other agencies may be used. Where the rating agencies rate a security differently, Newfleet uses the higher rating. If a rating is not available, the bond is placed in the Not Rated category. Credit ratings are subject to change. Aaa, Aa, A, and Baa are investment grade ratings; Ba, B, Caa, Ca, C, and D are below-investment grade ratings. Morningstar Rating™ for funds, or 'star rating,' is calculated for managed products (including mutual funds, variable annuity and variable life subaccounts, exchange-traded funds, closed-end funds, and separate accounts) with at least a three-year history. Exchange-traded funds and open-ended mutual funds are considered a single population for comparative purposes. It is calculated based on a Morningstar Risk-Adjusted Return measure that accounts for variation in a managed product's monthly excess performance, placing more emphasis on downward variations and rewarding consistent performance. The top 10% of products in each product category receive 5 stars, the next 22.5% receive 4 stars, the next 35% receive 3 stars, the next 22.5% receive 2 stars, and the bottom 10% receive 1 star. The Overall Morningstar Rating for a managed product is derived from a weighted average of the performance figures associated with its three-, five-, and 10-year (if applicable) Morningstar Rating metrics. The weights are: 100% three-year rating for 36-59 months of total returns, 60% five-year rating/40% three-year rating for 60-119 months of total returns, and 50% 10-year rating/30% five-year rating/20% three-year rating for 120 or more months of total returns. While the 10-year overall star rating formula seems to give the most weight to the 10-year period, the most recent three-year period actually has the greatest impact because it is included in all three rating periods. Ratings do not take into account the effect of sales charges and loads.

© 2020 Morningstar, Inc. All rights reserved. The information contained herein: (1) is proprietary to Morningstar and/or its content providers; (2) may not be copied or distributed; and (3) is not warranted to be accurate, complete, or timely. Neither Morningstar nor its content providers are responsible for any damages or losses arising from any use of this information. Past performance is no guarantee of future results.

Lipper Category Classifications © 2020 Lipper. All rights reserved.