

INVESTMENT OVERVIEW

The Fund seeks to generate total return from both current income and capital appreciation by investing primarily in higher-quality intermediate-term debt securities across 14 global bond sectors. A disciplined, time-tested investment process and rigorous risk management approach aim to capitalize on opportunities across undervalued areas of the fixed income markets.

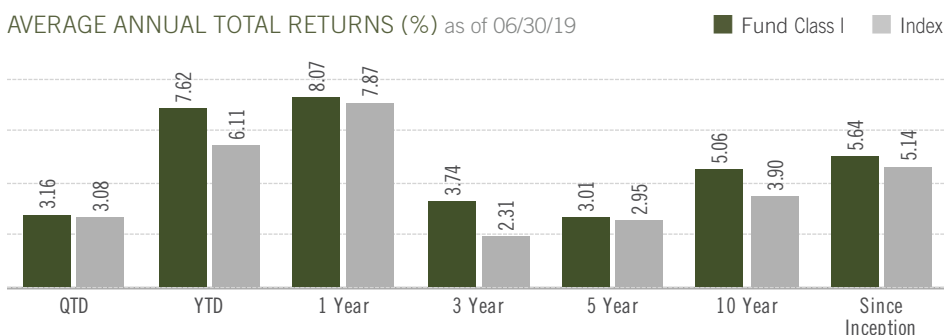
KEY FEATURES

Broad Fixed Income Exposure — Highly diversified, duration-neutral core plus bond allocation, primarily focused on higher-quality, more liquid securities

Relative Value Focus — Top-down analysis weighs relative attractiveness of 14 global bond sectors, evaluating fundamentals, yields, spreads, and supply/demand dynamics

Extensive Fundamental Research — Security selection driven by bottom-up analysis of individual bond quality, credit risk, valuation, company management, structure, and technical elements

AVERAGE ANNUAL TOTAL RETURNS (%) as of 06/30/19



Performance data quoted represents past results. Past performance is no guarantee of future results and current performance may be higher or lower than the performance shown. Investment return and principal value will fluctuate, so your shares, when redeemed, may be worth more or less than their original cost. Please visit Virtus.com for performance data current to the most recent month-end.

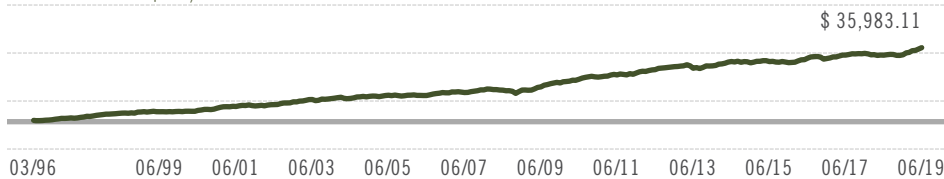
The fund class gross expense ratio is 0.86%. The net expense ratio is 0.62%, which reflects a contractual expense reimbursement in effect through 1/31/2020. This ratio reflects the direct and indirect expenses paid by the Fund. The net expense ratio minus the indirect expenses incurred by the underlying funds in which the Fund invests is 0.60%.

Average annual total return is the annual compound return for the indicated period and reflects the change in share price and the reinvestment of all dividends and capital gains. Returns for periods of one year or less are cumulative returns. Class I shares have no sales charges or distribution or service fees, therefore their returns do not reflect these expenses. Fees and expenses vary, and other share classes are subject to sales charges and fees. Class I shares are offered primarily to eligible institutional investors who purchase the minimum amounts required as described in the prospectus and may not be available to all investors. For fund performance on other share classes, please visit www.virtus.com.

ANNUAL PERFORMANCE (%)

	2018	2017	2016	2015	2014	2013	2012	2011	2010	2009
Fund	-1.49	5.75	4.80	0.19	3.70	0.97	8.49	5.68	8.92	12.22
Index	0.01	3.54	2.65	0.55	5.97	-2.02	4.22	7.84	6.54	5.93

GROWTH OF \$10,000



This chart assumes an initial investment of \$10,000 made on 3/7/1996. As of 6/28/2019 the fund value would have been \$35,983.11. Fund performance assumes reinvestment of dividends and capital gain distributions. This growth reflects no front end sales charges.

Effective July 9, 2019, this Fund changed its name from Virtus Newfleet Bond Fund.

FUND INFORMATION

	Ticker	CUSIP
A Shares	SAVAX	92828R107
C Shares	SAVCX	92828R305
I Shares	SAVYX	92828R404
R6 Shares	VBFRX	92828W270

Inception Date	03/07/96
AUM (\$ millions)	91.7
Number of Holdings	445
Dividends	Daily
Morningstar Category	Intermediate Core-Plus Bond
Lipper Category	Core Plus Bond Funds
Index	Bloomberg Barclays U.S. Aggregate Bond Index

MORNINGSTAR RATINGS

Time Period	# of Stars	# of Funds
Overall	★★★★	539
3 Year	★★★★★	539
5 Year	★★★★	453
10 Year	★★★	332

Strong ratings are not indicative of positive fund performance. The Overall Morningstar Rating is based on risk-adjusted returns, derived from a weighted average of the three-, five-, and 10-year (if applicable) Morningstar metrics.

INVESTMENT ADVISER

Virtus Investment Advisers, Inc.

INVESTMENT SUBADVISER



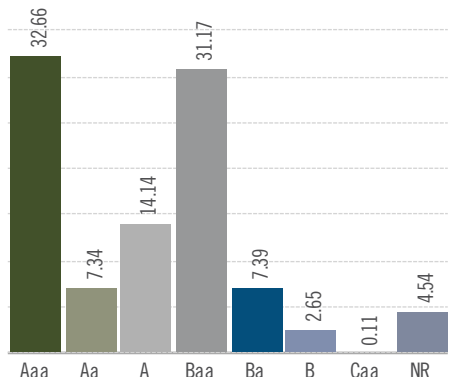
Newfleet Asset Management leverages the knowledge and skill of a team of investment professionals with expertise in every sector of the bond market, including evolving, specialized, and out-of-favor sectors. The team employs active sector rotation and disciplined risk management to portfolio construction.

PORTFOLIO MANAGERS

David L. Albrycht, CFA
Industry start date: 1985
Start date as Fund Portfolio Manager: 2012

Stephen H. Hooker, CFA
Industry start date: 1993
Start date as Fund Portfolio Manager: 2017

RATINGS DISTRIBUTION



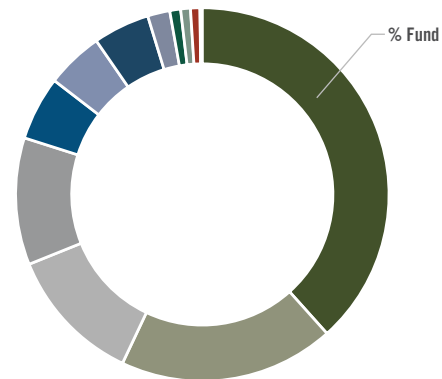
% Fund

TOP TEN HOLDINGS

TOP TEN HOLDINGS	% Fund
United States Treasury Note/Bond, 3.0000% 08/15/2048	5.16
United States Treasury Note/Bond, 2.5000% 02/15/2046	2.01
United States Treasury Note/Bond, 2.0000% 02/15/2025	1.67
United States Treasury Note/Bond, 2.2500% 03/31/2021	1.15
United States Treasury Note/Bond, 2.8750% 08/15/2028	1.11
Morgan Stanley, 6.3750% 07/24/2042	1.00
JPMorgan Chase & Co, 3.3000% 04/01/2026	0.96
State of California, 7.6000% 11/01/2040	0.92
Goldman Sachs Group Inc/The, 5.7500% 01/24/2022	0.72
United States Treasury Note/Bond, 2.6250% 02/15/2029	0.67

% Fund

SECTOR ALLOCATIONS



SECTOR ALLOCATIONS	% Fund
Corporate - High Quality	38.37
Non-Agency Residential MBS	18.67
Treasury	11.88
Asset Backed Securities	11.00
Corporate - High Yield	5.53
Bank Loans	4.95
Non-Agency Commercial MBS	4.89
Taxable Municipals	1.93
Yankee - High Quality	0.94
Emerging Market - High Yield	0.85
Mortgage Backed Securities	0.81
Cash	0.20

Holdings and sector weightings are subject to change.

CHARACTERISTICS

CHARACTERISTICS	Fund
Effective Duration	5.11
Weighted Average Maturity	7.11
30-day SEC Yield ¹	3.05
30-day SEC Yield (unsubsidized) ²	2.84

¹ 30-day SEC Yield is a standardized yield calculated according to a formula set by the SEC, and is subject to change.

² 30-day SEC Yield (unsubsidized) is the 30 day SEC yield without the effect of applicable expense waivers.

DISTRIBUTIONS

Month	NAV at Month-End	NAV at Month-End
April 2019	\$0.032908	11.26
May 2019	\$0.033003	11.39
June 2019	\$0.028086	11.51

RISK STATISTICS (3 YEAR)

RISK STATISTICS (3 YEAR)	Fund	Index
Alpha	1.53	n/a
Beta	0.85	1.00
R ²	0.78	1.00
Sharpe Ratio	0.83	0.32
Standard Deviation	2.85	2.99

IMPORTANT RISK CONSIDERATIONS

Credit & Interest: Debt securities are subject to various risks, the most prominent of which are credit and interest rate risk. The issuer of a debt security may fail to make interest and/or principal payments. Values of debt securities may rise or fall in response to changes in interest rates, and this risk may be enhanced with longer-term maturities. **Foreign & Emerging Markets:** Investing internationally, especially in emerging markets, involves additional risks such as currency, political, accounting, economic, and market risk. **ABS/MBS:** Changes in interest rates can cause both extension and prepayment risks for asset- and mortgage-backed securities. These securities are also subject to risks associated with the repayment of underlying collateral. **High Yield-High Risk Fixed Income Securities:** There is a greater level of credit risk and price volatility involved with high yield securities than investment grade securities. **Prospectus:** For additional information on risks, please see the fund's prospectus.

GLOSSARY

Effective Duration: The change in the value of a fixed income security that will result from a 1% change in interest rates while taking into account the way changes in rates will affect the expected cash flows of any bond with an embedded option such as call or prepayment option. This measure assigns a probability to the exercise of a call option, where applicable, based on specified shifts in the yield curve. Duration is expressed as a number of years, and generally, the larger the duration, the greater the interest rate risk or reward for a portfolio's underlying bond prices. **Weighted Average Maturity:** The length of time until the average security in a fund will mature, be redeemed by its issuer, or paid down over time, which is the case with most securitized assets. **Alpha:** A risk-adjusted measure of an investment's excess return relative to a benchmark. **Beta:** A quantitative measure of the volatility, or systematic risk, of a security or a portfolio in comparison to the market as a whole. **R²:** A measure that represents the percentage of a fund or security's movements that can be explained by movements in a benchmark index. **Sharpe Ratio:** A risk-adjusted measure calculated using standard deviation and excess return to determine reward per unit of risk. **Standard Deviation:** Measures variability of returns around the average return for an investment portfolio. Higher standard deviation suggests greater risk.

INDEX DEFINITION

Index: The Bloomberg Barclays U.S. Aggregate Bond Index measures the U.S. investment grade fixed rate bond market. The index is calculated on a total return basis. The index is unmanaged, its returns do not reflect any fees, expenses, or sales charges, and is not available for direct investment.

Please carefully consider a fund's investment objectives, risks, charges, and expenses before investing. For this and other information about any Virtus mutual fund, contact your financial representative, call 1-800-243-4361, or visit Virtus.com for a prospectus or summary prospectus. Read it carefully before investing. Not insured by FDIC/NCUSIF or any federal government agency. No bank guarantee. Not a deposit. May lose value.

Distributed by VP Distributors, LLC, member FINRA and subsidiary of Virtus Investment Partners, Inc.

1000 07-19 © 2019 Virtus Mutual Funds

RATINGS DISTRIBUTION METHODOLOGY

The ratings issued by Nationally Recognized Statistical Rating Organizations assess the credit worthiness of a corporation's or government's debt issues. The ratings apply to the fund's holdings and not the fund itself. The higher of the ratings between Moody's, Standard & Poor's, and Fitch is used. If one of the three agencies does not have a rating, the higher of the other two ratings is used. If only one agency has rated the bond, the rating from that agency is used. If none of the three agencies have rated the bond, the bond is placed in the Not Rated category. Credit ratings are subject to change. Aaa, Aa, A, and Baa are investment grade ratings; Ba, B, Caa, Ca, C, and D are below-investment grade ratings.

Morningstar Rating™ for funds, or 'star rating,' is calculated for managed products (including mutual funds, variable annuity and variable life subaccounts, exchange-traded funds, closed-end funds, and separate accounts) with at least a three-year history. Exchange-traded funds and open-ended mutual funds are considered a single population for comparative purposes. It is calculated based on a Morningstar Risk-Adjusted Return measure that accounts for variation in a managed product's monthly excess performance, placing more emphasis on downward variations and rewarding consistent performance. The top 10% of products in each product category receive 5 stars, the next 22.5% receive 4 stars, the next 35% receive 3 stars, the next 22.5% receive 2 stars, and the bottom 10% receive 1 star. The Overall Morningstar Rating for a managed product is derived from a weighted average of the performance figures associated with its three-, five-, and 10-year (if applicable) Morningstar Rating metrics. The weights are: 100% three-year rating for 36-59 months of total returns, 60% five-year rating/40% three-year rating for 60-119 months of total returns, and 50% 10-year rating/30% five-year rating/20% three-year rating for 120 or more months of total returns. While the 10-year overall star rating formula seems to give the most weight to the 10-year period, the most recent three-year period actually has the greatest impact because it is included in all three rating periods. Ratings do not take into account the effect of sales charges and loads.

© 2019 Morningstar, Inc. All rights reserved. The information contained herein: (1) is proprietary to Morningstar and/or its content providers; (2) may not be copied or distributed; and (3) is not warranted to be accurate, complete, or timely. Neither Morningstar nor its content providers are responsible for any damages or losses arising from any use of this information. Past performance is no guarantee of future results.

Lipper Category Classifications © 2019 Lipper. All rights reserved.

