

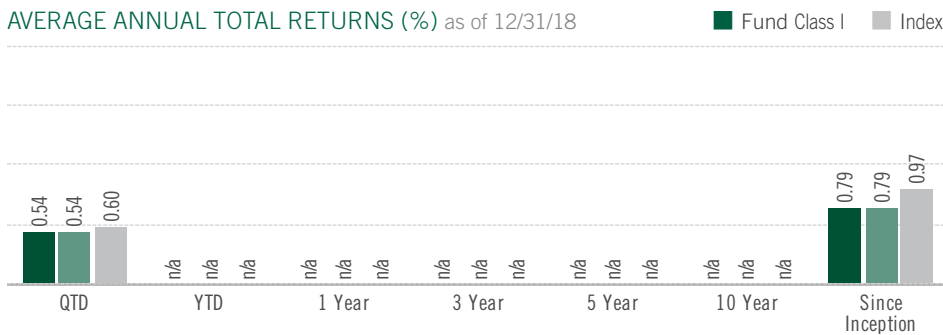
INVESTMENT OVERVIEW

The Fund seeks current income by investing primarily in short duration U.S. government agency asset-backed securities and mortgage-backed securities, U.S. Treasuries, and U.S. government agency debentures. Seix's bottom-up focused, top-down aware investment approach seeks to provide superior risk-adjusted returns over a full market cycle, as well as competitive absolute and relative returns over shorter horizons.

KEY FEATURES

- Lower Duration Risk** — Typically maintains an average effective duration between three months and one year
- High-Quality Focus** — Emphasizes income, quality, diversification, and liquidity with a focus on U.S. government securities
- Extensive Fundamental Research** — Combines macroeconomic and fundamental analysis to identify securities with the strongest risk/reward profiles


AVERAGE ANNUAL TOTAL RETURNS (%) as of 12/31/18



Performance data quoted represents past results. Past performance is no guarantee of future results and current performance may be higher or lower than the performance shown. Investment return and principal value will fluctuate, so your shares, when redeemed, may be worth more or less than their original cost. Please visit Virtus.com for performance data current to the most recent month-end.

The fund class gross expense ratio is 0.75%. The net expense ratio is 0.67%, which reflects a contractual expense reimbursement in effect through 7/31/2019. This ratio reflects the direct and indirect expenses paid by the Fund. The net expense ratio minus the indirect expenses incurred by the underlying funds in which the Fund invests is 0.66%. Average annual total return is the annual compound return for the indicated period and reflects the change in share price and the reinvestment of all dividends and capital gains. Returns for periods of one year or less are cumulative returns. Class A shares have no sales charges or distribution or service fees, therefore their returns do not reflect these expenses. Fees and expenses vary, and other share classes are subject to sales charges and fees. For fund performance on other share classes, please visit www.virtus.com.

GROWTH OF \$10,000



This chart assumes an initial investment of \$10,000 made on 7/24/2018. As of 12/31/2018 the fund value would have been \$10,078.73. Fund performance assumes reinvestment of dividends and capital gain distributions. This growth reflects no front end sales charges.

FUND INFORMATION

	Ticker	CUSIP
A Shares	SSAGX	92837X681
I Shares	SIGVX	92837F821
R6 Shares	SIGZX	92837F813
Inception Date	07/24/18	
AUM (\$ millions)	1,264.7	
Number of Holdings	128	
Dividends	Daily	
Morningstar Category	Ultrashort Bond	
Lipper Category	Ultra-Short Obligations Funds	
Index	Bloomberg Barclays U.S. Treasury Bill 3-6 Month Index	

INVESTMENT ADVISER

Virtus Fund Advisers, LLC

INVESTMENT SUBADVISER



Seix Investment Advisors is an investment management boutique focused exclusively on managing fixed income securities since 1992. Seix seeks to generate competitive absolute and relative risk-adjusted returns over the full market cycle through a bottom-up focused, top-down aware process. Seix employs multi-dimensional approaches based on strict portfolio construction methodology, sell disciplines and trading strategies with prudent risk management as a cornerstone.

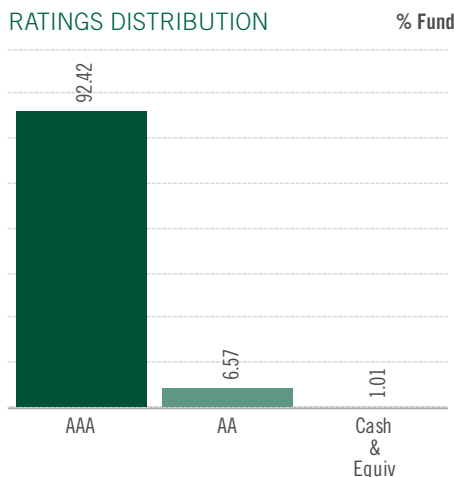
PORTFOLIO MANAGERS

James F. Keegan
Industry start date: 1982
Start date with Fund: 2014

Michael Rieger
Industry start date: 1986
Start date with Fund: 2014

Perry Troisi
Industry start date: 1986
Start date with Fund: 2014

RATINGS DISTRIBUTION



CHARACTERISTICS

Characteristic	Fund
Effective Duration	0.26
Weighted Average Maturity	3.20
SEC Yield ¹	2.10

¹ SEC Yield (Class A share only) represents net investment income earned by a fund over a 30-day period, expressed as an annual percentage rate based on the fund's share price at the end of the 30-day period. Performance figures represent a partial waiver/reimbursement of fees where applicable. Without the partial waiver/reimbursement of fees, performance figures would be lower and the SEC Yield would have been: 2.06%.

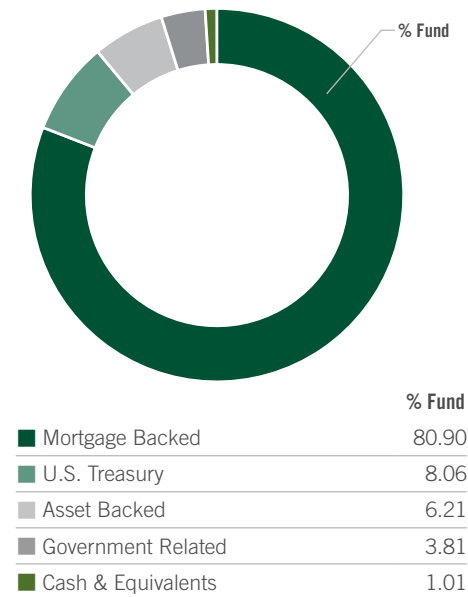
TOP TEN HOLDINGS

Top Ten Holdings	% Fund
NCUA Guaranteed Notes Trust 2010-R2, 2.7879%	3.75
Freddie Mac Multifamily Structured Pass Through Certificates, 2.5669%	3.67
United States Treasury Bill, 0.0000% 01/17/2019	2.76
FRESB 2015-SB9 Mortgage Trust, 2.5353%	2.75
Fannie Mae-Aces, 3.0063%	2.49
FREMF 2017-KT01 Multifamily Aggregation Risk Transfer Trust, 2.8238%	2.29
NCUA Guaranteed Notes Trust 2011-R2, 2.7795%	1.83
Fannie Mae-Aces, 2.8909%	1.80
Fannie Mae Pool, 4.3300%	1.74
United States Treasury Note/Bond, 1.5000% 01/31/2019	1.58

DISTRIBUTIONS

Month	NAV at Month-End
October 2018	\$0.016955 9.99
November 2018	\$0.019374 9.99
December 2018	\$0.017940 9.99

SECTOR ALLOCATIONS



Holdings and sector weightings are subject to change.

IMPORTANT RISK CONSIDERATIONS

Credit & Interest: Debt securities are subject to various risks, the most prominent of which are credit and interest rate risk. The issuer of a debt security may fail to make interest and/or principal payments. Values of debt securities may rise or fall in response to changes in interest rates, and this risk may be enhanced with longer-term maturities. **U.S. Government Securities:** U.S. government securities may be subject to price fluctuations. An agency may default on an obligation not backed by the United States. Any guarantee on U.S. government securities does not apply to the value of the fund's shares. **ABS/MBS:** Changes in interest rates can cause both extension and prepayment risks for asset- and mortgage-backed securities. These securities are also subject to risks associated with the repayment of underlying collateral. **Prospectus:** For additional information on risks, please see the fund's prospectus.

GLOSSARY

Effective Duration: The change in the value of a fixed income security that will result from a 1% change in interest rates while taking into account the way changes in rates will affect the expected cash flows of any bond with an embedded option such as call or prepayment option. This measure assigns a probability to the exercise of a call option, where applicable, based on specified shifts in the yield curve. Duration is expressed as a number of years, and generally, the larger the duration, the greater the interest rate risk or reward for a portfolio's underlying bond prices. **Weighted Average Maturity:** The length of time until the average security in a fund will mature, be redeemed by its issuer, or paid down over time, which is the case with most securitized assets.

INDEX DEFINITION

Index: The Bloomberg Barclays U.S. Treasury Bill 3-6 Month Index measures performance of U.S. Treasury bills with a remaining maturity from one up to (but not including) 12 months. The index excludes zero coupon strips. The index is calculated on a total return basis. The index is unmanaged, its returns do not reflect any fees, expenses, or sales charges, and is not available for direct investment.

RATINGS DISTRIBUTION METHODOLOGY

The ratings issued by Nationally Recognized Statistical Rating Organizations assess the credit worthiness of a corporation's or government's debt issues. The ratings apply to the fund's holdings and not the fund itself. Standard & Poor's, Moody's, and Fitch ratings are used. If all three agencies have rated the security, then the median rating based on numerical equivalents is used. If only two agencies have rated the security, then the lower of the two ratings is used. If only one agency has rated the security, the rating from that agency is used. Credit ratings are subject to change. AAA, AA, A, and BBB are investment grade ratings; BB, B, CCC, CC, C, and D are below-investment grade ratings.

Morningstar Category Classifications © 2019 Morningstar, Inc. All rights reserved.
 Lipper Category Classifications © 2019 Lipper. All rights reserved.

Please carefully consider a fund's investment objectives, risks, charges, and expenses before investing. For this and other information about any Virtus mutual fund, contact your financial representative, call 1-800-243-4361, or visit Virtus.com for a prospectus or summary prospectus. Read it carefully before investing. Not insured by FDIC/NCUSIF or any federal government agency. No bank guarantee. Not a deposit. May lose value.

Distributed by VP Distributors, LLC, member FINRA and subsidiary of Virtus Investment Partners, Inc.