

INVESTMENT OVERVIEW

The Fund seeks to generate attractive long-term risk-adjusted returns by investing in the stocks of U.S. small- and mid-cap growth companies with durable competitive advantages, excellent management, lower financial risk, and strong growth trajectories. A disciplined investment process is employed to identify businesses that are differentiated by above-average returns on capital, trading at attractive valuations.

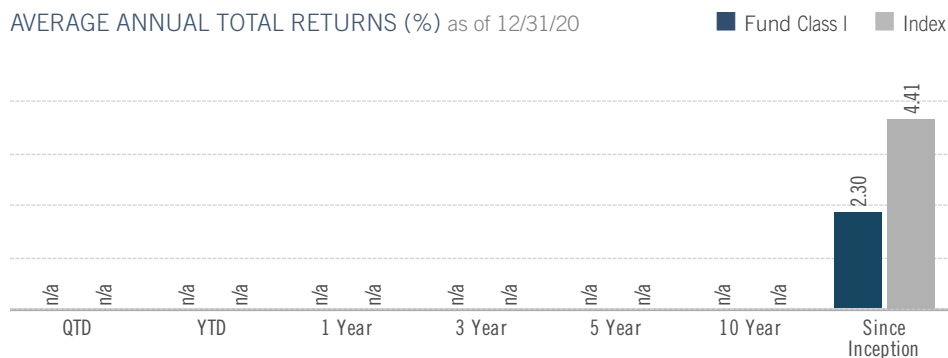
KEY FEATURES

High-Quality Businesses — Searches for quality small- and mid-cap growth stocks with solid balance sheets, consistent growth, profitability, and market dominant business models

Lower Volatility Approach — Extensive fundamental research favors companies with less business risk, as defined by lower earnings variability, consistent and profitable growth potential, high returns on capital, strong free cash flow, and a low organic need for external financing, all of which can help to protect profits in difficult markets

High-Conviction Portfolio — Focused on the portfolio team's 20-35 strongest investment ideas, with a long-term, low-turnover approach to realize full stock value potential

AVERAGE ANNUAL TOTAL RETURNS (%) as of 12/31/20

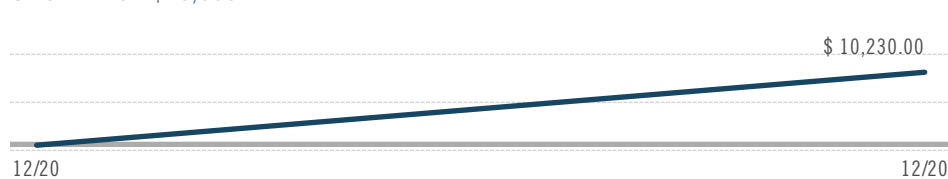


Performance data quoted represents past performance. Past performance does not guarantee future results. Investment return and principal value will fluctuate so that shares, when redeemed, may be worth more or less than their original cost. Current performance may be lower or higher than the performance data quoted. Please visit virtus.com for performance data current to the most recent month end. This share class has no sales charges and is not available to all investors. Other share classes have sales charges. See virtus.com for details.

The fund class gross expense ratio is 1.14%. The net expense ratio is 1.05%, which reflects a contractual expense reimbursement in effect through 1/31/2022.

Average annual total return is the annual compound return for the indicated period and reflects the change in share price and the reinvestment of all dividends and capital gains. Returns for periods of one year or less are cumulative returns.

GROWTH OF \$10,000



This chart assumes an initial investment of \$10,000 made on 12/8/2020. As of 12/31/2020 the fund value would have been \$10,230.00. Fund performance assumes reinvestment of dividends and capital gain distributions. This growth reflects no front end sales charges.

FUND INFORMATION

	Ticker	CUSIP
A Shares	VAKSX	92836N817
C Shares	VCKSX	92836N791
I Shares	VIKSX	92836N783
R6 Shares	VRKSX	92836N775

Inception Date	12/08/20
AUM (\$ millions)	3.1
Number of Holdings	31
Dividends	Semi-Annually
Morningstar Category	Mid-Cap Growth
Lipper Category	Mid-Cap Value Funds
Index	Russell 2500™ Growth Index

INVESTMENT ADVISER

Virtus Investment Advisers, Inc.

INVESTMENT SUBADVISER



Kayne Anderson Rudnick

A VIRTUS INVESTMENT PARTNER

Kayne Anderson Rudnick believes that superior risk-adjusted returns may be achieved through investment in high-quality companies with market dominance, excellent management, financial strength, and consistent growth, purchased at reasonable prices.

PORTFOLIO MANAGER

Julie Biel, CFA

Industry start date: 2004

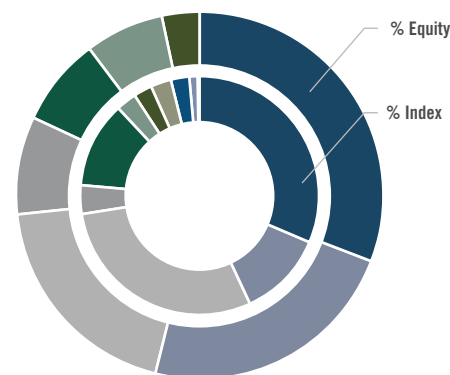
Start date with Fund: 2020

CHARACTERISTICS	Fund	Index
Avg. Weighted Market Cap (bn)	15.23	7.58
Median Market Cap (bn)	12.65	1.55
Trailing P/E Ex-Negative Earnings	54.97	37.64
Price-to-Cash Flow	39.69	31.37
Price-to-Book Value	10.03	9.27
3-Year EPS Growth Rate	22.37	16.17
5-Year EPS Growth Rate	18.31	17.04
Active Share	96.75	n/a

TOP TEN HOLDINGS	% Fund
Five9 Inc	5.04
SiteOne Landscape Supply Inc	4.70
DocuSign Inc	4.69
MarketAxess Holdings Inc	4.67
Old Dominion Freight Line Inc	4.26
West Pharmaceutical Services Inc	4.06
Silk Road Medical Inc	4.06
Copart Inc	3.98
Tyler Technologies Inc	3.86
Avalara Inc	3.82

Holdings and sector weightings are subject to change.

SECTOR ALLOCATIONS



	% Equity	% Index
Information Technology	30.91	31.46
Industrials	23.17	11.76
Health Care	19.29	29.28
Financials	8.68	3.97
Consumer Discretionary	7.84	11.82
Consumer Staples	6.98	2.66
Communication Services	3.13	2.45
Materials	0.00	2.92
Real Estate	0.00	2.56
Utilities	0.00	1.02
Energy	0.00	0.10

IMPORTANT RISK CONSIDERATIONS

Equity Securities: The market price of equity securities may be adversely affected by financial market, industry, or issuer-specific events. Focus on a particular style or on small or medium-sized companies may enhance that risk. **Limited Number of Investments:** Because the fund has a limited number of securities, it may be more susceptible to factors adversely affecting its securities than a fund with a greater number of securities. **Market Volatility:** Local, regional, or global events such as war, acts of terrorism, the spread of infectious illness or other public health issues, recessions, or other events could have a significant impact on the portfolio and its investments, including hampering the ability of the portfolio manager(s) to invest the portfolio's assets as intended. **Prospectus:** For additional information on risks, please see the fund's prospectus.

GLOSSARY

Avg. Weighted Market Cap (bn): The total dollar market value of all of a company's outstanding shares. **Trailing P/E Ex-Negative Earnings:** Per share stock price divided by the latest 12-months earnings per share. **Price-to-Cash Flow:** Per-share stock price divided by the per-share operating

cash flow. **Price-to-Book Value:** A ratio used to compare a stock's market value to its book value. **3-Year EPS Growth Rate:** Average of earnings per share growth for latest 3-year period. **5-Year EPS Growth Rate:** Average of earnings per share growth for latest 5-year period. **Active Share:** A measure of the percentage of stock holdings in a manager's portfolio that differ from the benchmark index.

INDEX DEFINITION

Index: The Russell 2500™ Growth Index is a market capitalization-weighted index of growth-oriented stocks of the 2,500 smallest companies in the Russell Universe, which comprises the 3,000 largest U.S. companies. The index is calculated on a total return basis with dividends reinvested. The index is unmanaged, its returns do not reflect any fees, expenses, or sales charges, and is not available for direct investment.

Morningstar Category Classifications © 2021 Morningstar, Inc. All rights reserved.
 Lipper Category Classifications © 2021 Lipper. All rights reserved.

Please consider a Fund's investment objectives, risks, charges, and expenses carefully before investing. For this and other information about any Virtus Fund, contact your financial professional, call 800-243-4361, or visit virtus.com for a prospectus or summary prospectus. Read it carefully before investing.

Not insured by FDIC/NCUSIF or any federal government agency. No bank guarantee. Not a deposit. May lose value.

Mutual funds distributed by **VP Distributors, LLC**, member FINRA and subsidiary of Virtus Investment Partners, Inc.