

**INVESTMENT OVERVIEW**

The Fund seeks to generate total return from both current income and capital appreciation by investing primarily in higher-quality intermediate-term debt securities across 14 global bond sectors. A disciplined, time-tested investment process and rigorous risk management approach aim to capitalize on opportunities across undervalued areas of the fixed income markets.

**KEY FEATURES**

**Broad Fixed Income Exposure** — Highly diversified, duration-neutral core plus bond allocation, primarily focused on higher-quality, more liquid securities

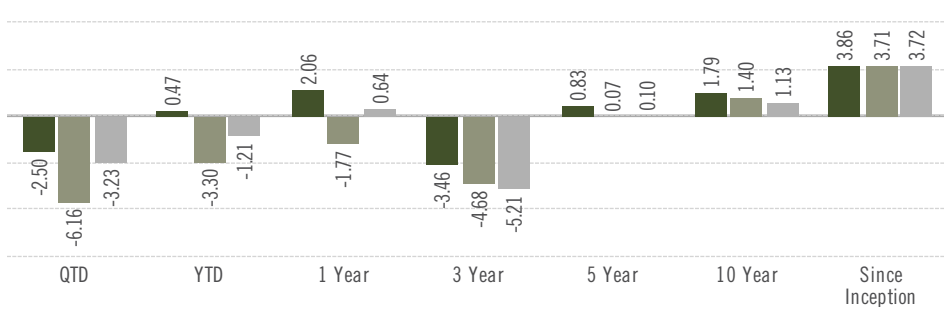
**Relative Value Focus** — Top-down analysis weighs relative attractiveness of 14 global bond sectors, evaluating fundamentals, yields, spreads, and supply/demand dynamics

**Extensive Fundamental Research** — Security selection driven by bottom-up analysis of individual bond quality, credit risk, valuation, company management, structure, and technical elements

**FUND INFORMATION**

	Ticker	CUSIP
A Shares	SAVAX	92828R107
C Shares	SAVCX	92828R305
I Shares	SAVYX	92828R404
R6 Shares	VBFRX	92828W270
Inception Date	07/01/98	
AUM (\$ millions)	164.5	
Number of Holdings	529	
Dividends	Daily	
Morningstar Category	Intermediate Core-Plus Bond	
Lipper Category	Core Plus Bond Funds	
Index	Bloomberg U.S. Aggregate Bond Index	

AVERAGE ANNUAL TOTAL RETURNS (%) as of 09/30/2023



Performance data quoted represents past performance. Past performance does not guarantee future results. Investment return and principal value will fluctuate so that shares, when redeemed, may be worth more or less than their original cost. Current performance may be lower or higher than the performance data quoted. Please visit [virtus.com](http://virtus.com) for performance data current to the most recent month end. Class A shares have a maximum sales charge of 3.75%. A contingent deferred sales charge of 0.50% may be imposed on certain redemptions within 18 months on purchases on which a finder's fee has been paid.

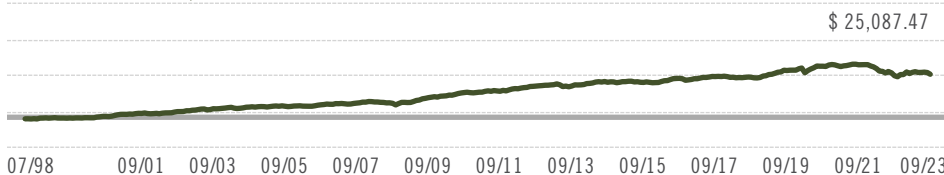
The fund class gross expense ratio is 1.03%. The net expense ratio is 0.80%, which reflects a contractual expense reimbursement in effect through 1/31/2024.

Average annual total return is the annual compound return for the indicated period and reflects the change in share price and the reinvestment of all dividends and capital gains. Returns for periods of one year or less are cumulative returns.

**ANNUAL PERFORMANCE (%)**

	2022	2021	2020	2019	2018	2017	2016	2015	2014	2013
Fund	-12.14	-0.17	7.38	10.61	-1.82	5.56	4.43	-0.05	3.50	0.64
Index	-13.01	-1.54	7.51	8.72	0.01	3.54	2.65	0.55	5.97	-2.02

**GROWTH OF \$10,000**



This chart assumes an initial investment of \$10,000 made on 7/1/1998. As of 9/30/2023 the fund value would have been \$25,087.47. Fund performance assumes reinvestment of dividends and capital gain distributions and reflects a front end sales charge of 3.75%.

**MORNINGSTAR RATINGS**

Time Period	# of Stars	# of Funds
Overall	★★★★	562
3 Year	★★★★	562
5 Year	★★★★	526
10 Year	★★★★	373

Morningstar ratings are based on risk-adjusted returns. Strong ratings are not indicative of positive fund performance.

**INVESTMENT ADVISER**

Virtus Investment Advisers, Inc.

**INVESTMENT SUBADVISER**



Newfleet Asset Management leverages the knowledge and skill of a team of investment professionals with expertise in every sector of the bond market, including evolving, specialized, and out-of-favor sectors. The team employs active sector rotation and disciplined risk management to portfolio construction.

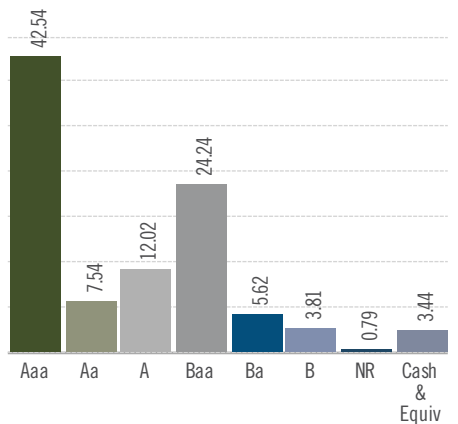
Newfleet Asset Management is a division of Virtus Fixed Income Advisers, LLC ("VFIA"), an SEC registered investment adviser.

**PORTFOLIO MANAGERS**

**David L. Albrycht, CFA**  
 Industry start date: 1985  
 Start date as Fund Portfolio Manager: 2012

**Stephen H. Hooker, CFA**  
 Industry start date: 1993  
 Start date as Fund Portfolio Manager: 2017

**RATINGS DISTRIBUTION**



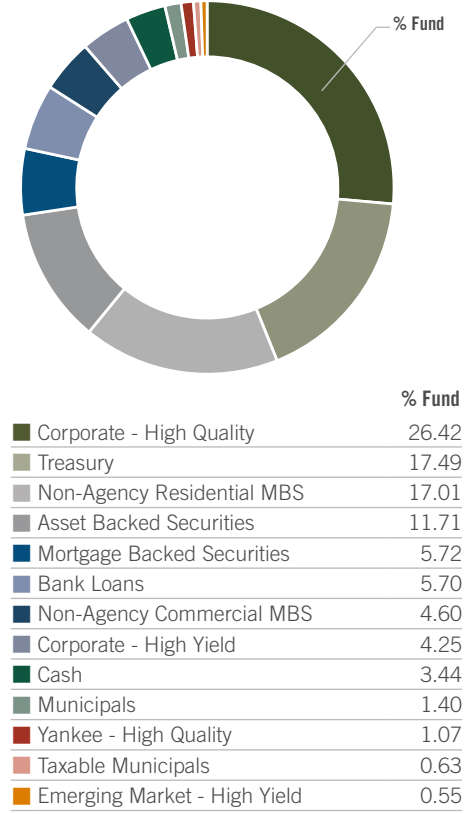
**% Fund**

**TOP TEN HOLDINGS**

Security	% Fund
United States Treasury Note/Bond, 3.6250% 05/15/2053	3.80
United States Treasury Note/Bond, 3.3750% 05/15/2033	2.20
Freddie Mac Pool, 6.0000%	1.85
United States Treasury Note/Bond, 4.0000% 11/15/2052	1.51
Fannie Mae Pool, 6.0000%	1.40
United States Treasury Note/Bond, 3.0000% 08/15/2048	1.38
United States Treasury Note/Bond, 4.0000% 08/15/2053	1.29
Freddie Mac Pool, 5.0000%	0.91
Metropolitan Transportation Authority, 5.0000% 11/15/2045	0.81
United States Treasury Note/Bond, 3.8750% 05/15/2043	0.76

**% Fund**

**SECTOR ALLOCATION**



**% Fund**

**% Fund**

**CHARACTERISTICS**

Characteristic	Fund
Effective Duration	5.75
Weighted Average Maturity	9.05
30-day SEC Yield <sup>1</sup>	4.73
30-day SEC Yield (unsubsidized) <sup>2</sup>	4.39

<sup>1</sup> 30-day SEC Yield is a standardized yield calculated according to a formula set by the SEC, and is subject to change.  
<sup>2</sup> 30-day SEC Yield (unsubsidized) is the 30 day SEC yield without the effect of applicable expense waivers.

**INCOME DISTRIBUTIONS**

Month	NAV at Month-End
July 2023	\$0.034825 10.02
August 2023	\$0.037283 9.93
September 2023	\$0.038829 9.66

**RISK STATISTICS (3 YEAR)**

	Fund	Index
Alpha	1.01	n/a
Beta	0.89	1.00
R <sup>2</sup>	0.94	1.00
Sharpe Ratio	-0.94	-1.14
Standard Deviation	5.58	6.12

Holdings and sector weightings are subject to change.

**IMPORTANT RISK CONSIDERATIONS**

**Credit & Interest:** Debt instruments are subject to various risks, including credit and interest rate risk. The issuer of a debt security may fail to make interest and/or principal payments. Values of debt instruments may rise or fall in response to changes in interest rates, and this risk may be enhanced with longer-term maturities.  
**ABS/MBS:** Changes in interest rates can cause both extension and prepayment risks for asset- and mortgage-backed securities. These securities are also subject to risks associated with the non-repayment of underlying collateral, including losses to the portfolio.  
**High Yield Fixed Income Securities:** There is a greater risk of issuer default, less liquidity, and increased price volatility related to high yield securities than investment grade securities.  
**Bank Loans:** Bank loans may be unsecured or not fully collateralized, may be subject to restrictions on resale, may be less liquid and may trade infrequently on the secondary market. Bank loans settle on a delayed basis; thus, sale proceeds may not be available to meet redemptions for a substantial period of time after the sale of the loan.  
**Foreign & Emerging Markets:** Investing in foreign securities, especially in emerging markets, subjects the portfolio to additional risks such as increased volatility, currency fluctuations, less liquidity, and political, regulatory, economic, and market risk.  
**Market Volatility:** The value of the securities in the portfolio may go up or down in response to the prospects of individual companies and/or general economic conditions. Local, regional, or global events such as war or military conflict, terrorism, pandemic, or recession could impact the portfolio, including hampering the ability of the portfolio's manager(s) to invest its assets as intended.  
**Prospectus:** For additional information on risks, please see the fund's prospectus.

**GLOSSARY**

**Effective Duration:** The change in the value of a fixed income security that will result from a 1% change in interest rates while taking into account the way changes in rates will affect the expected cash flows of any bond with an embedded option such as call or prepayment option. This measure assigns a probability to the exercise of a call option, where applicable, based on specified shifts in the yield curve. Duration is expressed as a number of years, and generally, the larger the duration, the greater the interest rate risk or reward for a portfolio's underlying bond prices.  
**Weighted Average Maturity:** The length of time until the average security in a fund will mature, be redeemed by its issuer, or paid down over time, which is the case with most securitized assets.  
**Alpha:** A risk-adjusted measure of an investment's excess return relative to a benchmark.  
**Beta:** A quantitative measure of the volatility, or systematic risk, of a security or a portfolio in comparison to the market as a whole.  
**R<sup>2</sup>:** A measure that represents the percentage of a fund or security's movements that can be explained by movements in a benchmark index.  
**Sharpe Ratio:** A risk-adjusted measure calculated using standard deviation and excess return to determine reward per unit of risk.  
**Standard Deviation:** Measures variability of returns around the average return for an investment portfolio. Higher standard deviation suggests greater risk.

**INDEX DEFINITION**

Index: The Bloomberg U.S. Aggregate Bond Index measures the U.S. investment grade fixed rate bond market. The index is calculated on a total return basis.

**RATINGS DISTRIBUTION METHODOLOGY**

The ratings issued by Nationally Recognized Statistical Rating Organizations assess the credit worthiness of a corporation's or government's debt issues. The ratings apply to the fund's holdings and not the fund. Ratings are provided by Standard & Poor's, Moody's, and Fitch. For certain securities that are not rated by any of these three agencies, credit ratings from other agencies may be used. Where the rating agencies rate a security differently, Newfleet uses the higher rating. If a rating is not available, the bond is placed in the Not Rated category. Credit ratings are subject to change. Aaa, Aa, A, and Baa are investment grade ratings; Ba, B, Caa, Ca, C, and D are below-investment grade ratings.  
 Morningstar Rating™ for funds, or 'star rating,' is calculated for managed products (including mutual funds, variable annuity and variable life subaccounts, exchange-traded funds, closed-end funds, and separate accounts) with at least a three-year history. Exchange-traded funds and open-ended mutual funds are considered a single population for comparative purposes. It is calculated based on a Morningstar Risk-Adjusted Return measure that accounts for variation in a managed product's monthly excess performance, placing more emphasis on downward variations and rewarding consistent performance. The top 10% of products in each product category receive 5 stars, the next 22.5% receive 4 stars, the next 35% receive 3 stars, the next 22.5% receive 2 stars, and the bottom 10% receive 1 star. The Overall Morningstar Rating for a managed product is derived from a weighted average of the performance figures associated with its three-, five-, and 10-year (if applicable) Morningstar Rating metrics. The weights are: 100% three-year rating for 36-59 months of total returns, 60% five-year rating/40% three-year rating for 60-119 months of total returns, and 50% 10-year rating/30% five-year rating/20% three-year rating for 120 or more months of total returns. While the 10-year overall star rating formula seems to give the most weight to the 10-year period, the most recent three-year period actually has the greatest impact because it is included in all three rating periods. Ratings do not take into account the effect of sales charges and loads.

© 2023 Morningstar, Inc. All rights reserved. The information contained herein: (1) is proprietary to Morningstar and/or its content providers; (2) may not be copied or distributed; and (3) is not warranted to be accurate, complete, or timely. Neither Morningstar nor its content providers are responsible for any damages or losses arising from any use of this information. Past performance is no guarantee of future results. Lipper Category Classifications © 2023 Lipper. All rights reserved.

**Please consider a Fund's investment objectives, risks, charges, and expenses carefully before investing. For this and other information about any Virtus Fund, contact your financial professional, call 800-243-4361, or visit virtus.com for a prospectus or summary prospectus. Read it carefully before investing. Not insured by FDIC/NCUSIF or any federal government agency. No bank guarantee. Not a deposit. May lose value.**

