

**INVESTMENT OVERVIEW**

The Fund seeks to generate both high current income and capital growth by investing in high-yield fixed income securities, selected according to a series of issue-specific, sector, and opportunistic factors. A disciplined, time-tested investment process, coupled with opportunistic trading, strives to take advantage of mispricings, market dislocations, and other special situations.

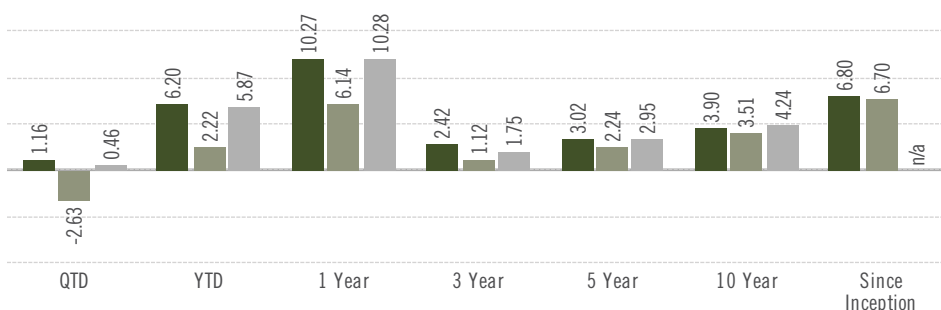
**KEY FEATURES**

- Diversification** — Exposure to the expanded diversification and potential investment rewards of high-yield fixed income securities
- Active Management** — Emphasizes sectors and industries with well-valued companies whose business profiles are viewed to be improving
- Extensive Fundamental Research** — Security selection driven by bottom-up analysis of individual bond quality, credit risk, business viability, financial strength, and loan structure

**FUND INFORMATION**

	<b>Ticker</b>	<b>CUSIP</b>
A Shares	PHCHX	92828R784
C Shares	PGHCX	92828R768
I Shares	PHCIX	92828W767
R6 Shares	VRHYX	92828W262
Inception Date		07/28/80
AUM (\$ millions)		45.7
Number of Holdings		184
Dividends		Daily
Morningstar Category		High Yield Bond
Lipper Category		High Yield Funds
Index		Bloomberg U.S. High-Yield 2% Issuer Capped Bond Index

**AVERAGE ANNUAL TOTAL RETURNS (%) as of 09/30/2023** ■ NAV ■ POP ■ Index



**MORNINGSTAR RATINGS**

Time Period	# of Stars	# of Funds
Overall	★★★★★	629
3 Year	★★★★★	629
5 Year	★★★	586
10 Year	★★★★★	424

Morningstar ratings are based on risk-adjusted returns. Strong ratings are not indicative of positive fund performance.

**INVESTMENT ADVISER**  
 Virtus Investment Advisers, Inc.

**INVESTMENT SUBADVISER**



Newfleet Asset Management leverages the knowledge and skill of a team of investment professionals with expertise in every sector of the bond market, including evolving, specialized, and out-of-favor sectors. The team employs active sector rotation and disciplined risk management to portfolio construction.

Newfleet Asset Management is a division of Virtus Fixed Income Advisers, LLC ("VFIA"), an SEC registered investment adviser.

**PORTFOLIO MANAGERS**

**David L. Albrycht, CFA**  
 Industry start date: 1985  
 Start date as Fund Portfolio Manager: 2011

**Eric Hess, CFA**  
 Industry start date: 2006  
 Start date as Fund Portfolio Manager: 2019

**Matthew Kearns, CFA**  
 Industry start date: 1997  
 Start date as Fund Portfolio Manager: 2023

**William Eastwood, CFA**  
 Industry start date: 1995  
 Start date as Fund Portfolio Manager: 2019

Performance data quoted represents past performance. Past performance does not guarantee future results. Investment return and principal value will fluctuate so that shares, when redeemed, may be worth more or less than their original cost. Current performance may be lower or higher than the performance data quoted. Please visit [virtus.com](http://virtus.com) for performance data current to the most recent month end. Class A shares have a maximum sales charge of 3.75%. A contingent deferred sales charge of 0.50% may be imposed on certain redemptions within 18 months on purchases on which a finder's fee has been paid.

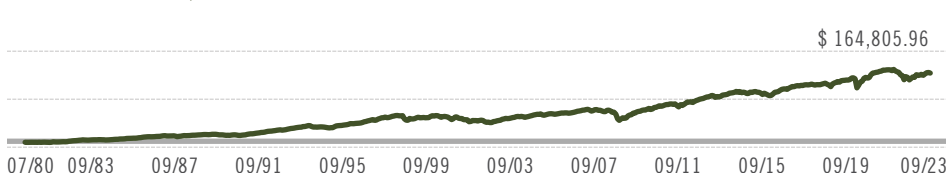
The fund class gross expense ratio is 1.26%. The net expense ratio is 1.00%, which reflects a contractual expense reimbursement in effect through 1/31/2024.

Average annual total return is the annual compound return for the indicated period and reflects the change in share price and the reinvestment of all dividends and capital gains. Returns for periods of one year or less are cumulative returns.

**ANNUAL PERFORMANCE (%)**

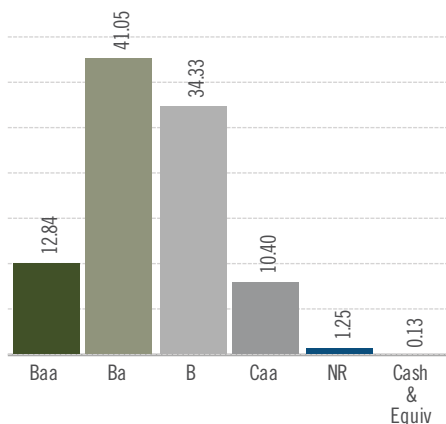
	2022	2021	2020	2019	2018	2017	2016	2015	2014	2013
<b>Fund</b>	-10.29	5.03	7.12	14.45	-3.14	6.13	13.04	-2.74	2.14	6.21
<b>Index</b>	-11.18	5.26	7.05	14.32	-2.08	7.50	17.13	-4.43	2.46	7.44

**GROWTH OF \$10,000**



This chart assumes an initial investment of \$10,000 made on 7/28/1980. As of 9/30/2023 the fund value would have been \$164,805.96. Fund performance assumes reinvestment of dividends and capital gain distributions and reflects a front end sales charge of 3.75%.

**RATINGS DISTRIBUTION**



**CHARACTERISTICS**

	Fund
Effective Duration	3.43
Weighted Average Maturity	5.00
30-day SEC Yield <sup>1</sup>	8.14
30-day SEC Yield (unsubsidized) <sup>2</sup>	7.73

<sup>1</sup> 30-day SEC Yield is a standardized yield calculated according to a formula set by the SEC, and is subject to change.

<sup>2</sup> 30-day SEC Yield (unsubsidized) is the 30 day SEC yield without the effect of applicable expense waivers.

**TOP TEN HOLDINGS**

	% Fund
CCO Holdings LLC / CCO Holdings Capital Corp, 4.7500% 03/01/2030	1.86
Acrisure LLC / Acrisure Finance Inc, 7.0000% 11/15/2025	1.43
Medline Borrower LP, 5.2500% 10/01/2029	1.21
Midcap Financial Issuer Trust, 6.5000% 05/01/2028	1.13
Viasat Inc, 5.6250% 09/15/2025	1.08
Energy Transfer LP, 6.5000% 11/15/2171	0.99
Occidental Petroleum Corp, 6.1250% 01/01/2031	0.99
Regal Rexnord Corp, 6.3000% 02/15/2030	0.98
Ford Motor Co, 3.2500% 02/12/2032	0.98
FMG Resources August 2006 Pty Ltd, 5.8750% 04/15/2030	0.97

**SECTOR ALLOCATION**

	% Fund
Energy	18.80
Consumer Cyclical	16.67
Consumer Non-Cyclical	14.01
Capital Goods	11.26
Communications	9.71
Financial Institutions	9.57
Basic Industry	7.45
Technology	6.51
Utility	2.64
Transportation	1.46
Agency	0.96
Other Industrial	0.83
Cash	0.13

Holdings and sector weightings are subject to change.

**INCOME DISTRIBUTIONS**

Month		NAV at Month-End
July 2023	\$0.019484	3.71
August 2023	\$0.021583	3.70
September 2023	\$0.021938	3.65

**RISK STATISTICS (3 YEAR)**

	Fund	Index
Alpha	0.63	n/a
Beta	0.88	1.00
R <sup>2</sup>	0.96	1.00
Sharpe Ratio	0.09	0.00
Standard Deviation	7.12	7.90

**IMPORTANT RISK CONSIDERATIONS**

**Credit & Interest:** Debt instruments are subject to various risks, including credit and interest rate risk. The issuer of a debt security may fail to make interest and/or principal payments. Values of debt instruments may rise or fall in response to changes in interest rates, and this risk may be enhanced with longer-term maturities.

**High Yield Fixed Income Securities:** There is a greater risk of issuer default, less liquidity, and increased price volatility related to high yield securities than investment grade securities. **Industry/Sector Concentration:** A portfolio that focuses its investments in a particular industry or sector will be more sensitive to conditions that affect that industry or sector than a non-concentrated portfolio. **Foreign Investing:** Investing in foreign securities subjects the portfolio to additional risks such as increased volatility; currency fluctuations; less liquidity; less publicly available information about the foreign investment; and political, regulatory, economic, and market risk. **Market Volatility:** The value of the securities in the portfolio may go up or down in response to the prospects of individual companies and/or general economic conditions. Local, regional, or global events such as war or military conflict, terrorism, pandemic, or recession could impact the portfolio, including hampering the ability of the portfolio's manager(s) to invest its assets as intended. **Prospectus:** For additional information on risks, please see the fund's prospectus.

**GLOSSARY**

**Effective Duration:** The change in the value of a fixed income security that will result from a 1% change in interest rates while taking into account the way changes in rates will affect the expected cash flows of any bond with an embedded option such as call or prepayment option. This measure assigns a probability to the exercise of a call option, where applicable, based on specified shifts in the yield curve. Duration is expressed as a number of years, and generally, the larger the duration, the greater the interest rate risk or reward for a portfolio's underlying bond prices. **Weighted Average Maturity:** The length of time until the average security in a fund will mature, be redeemed by its issuer, or paid down over time, which is the case with most securitized assets. **Alpha:** A risk-adjusted measure of an investment's excess return relative to a benchmark. **Beta:** A quantitative measure of the volatility, or systematic risk, of a security or a portfolio in comparison to the market as a whole. **R<sup>2</sup>:** A measure that represents the percentage of a fund or security's movements that can be explained by movements in a benchmark index. **Sharpe Ratio:** A risk-adjusted measure calculated using standard deviation and excess return to determine reward per unit of risk. **Standard Deviation:** Measures variability of returns around the average return for an investment portfolio. Higher standard deviation suggests greater risk.

**INDEX DEFINITION**

Index: The Bloomberg U.S. High-Yield 2% Issuer Capped Bond Index is a market capitalization-weighted index that measures fixed rate non-investment grade debt securities of U.S. and non-U.S. corporations. No single issuer accounts for more than 2% of market cap. The index is calculated on a total return basis.

**RATINGS DISTRIBUTION METHODOLOGY**

The ratings issued by Nationally Recognized Statistical Rating Organizations assess the credit worthiness of a corporation's or government's debt issues. The ratings apply to the fund's holdings and not the fund. Ratings are provided by Standard & Poor's, Moody's, and Fitch. For certain securities that are not rated by any of these three agencies, credit ratings from other agencies may be used. Where the rating agencies rate a security differently, Newfleet uses the higher rating. If a rating is not available, the bond is placed in the Not Rated category. Credit ratings are subject to change. Aaa, Aa, A, and Baa are investment grade ratings; Ba, B, Caa, Ca, C, and D are below-investment grade ratings.

Morningstar Rating™ for funds, or 'star rating,' is calculated for managed products (including mutual funds, variable annuity and variable life subaccounts, exchange-traded funds, closed-end funds, and separate accounts) with at least a three-year history. Exchange-traded funds and open-ended mutual funds are considered a single population for comparative purposes. It is calculated based on a Morningstar Risk-Adjusted Return measure that accounts for variation in a managed product's monthly excess performance, placing more emphasis on downward variations and rewarding consistent performance. The top 10% of products in each product category receive 5 stars, the next 22.5% receive 4 stars, the next 35% receive 3 stars, the next 22.5% receive 2 stars, and the bottom 10% receive 1 star. The Overall Morningstar Rating for a managed product is derived from a weighted average of the performance figures associated with its three-, five-, and 10-year (if applicable) Morningstar Rating metrics. The weights are: 100% three-year rating for 36-59 months of total returns, 60% five-year rating/40% three-year rating for 60-119 months of total returns, and 50% 10-year rating/30% five-year rating/20% three-year rating for 120 or more months of total returns. While the 10-year overall star rating formula seems to give the most weight to the 10-year period, the most recent three-year period actually has the greatest impact because it is included in all three rating periods. Ratings do not take into account the effect of sales charges and loads.

© 2023 Morningstar, Inc. All rights reserved. The information contained herein: (1) is proprietary to Morningstar and/or its content providers; (2) may not be copied or distributed; and (3) is not warranted to be accurate, complete, or timely. Neither Morningstar nor its content providers are responsible for any damages or losses arising from any use of this information. Past performance is no guarantee of future results.

Lipper Category Classifications © 2023 Lipper. All rights reserved.

Please consider a Fund's investment objectives, risks, charges, and expenses carefully before investing. For this and other information about any Virtus Fund, contact your financial professional, call 800-243-4361, or visit virtus.com for a prospectus or summary prospectus. Read it carefully before investing.

Not insured by FDIC/NCUSIF or any federal government agency. No bank guarantee. Not a deposit. May lose value.

Mutual funds distributed by VP Distributors, LLC, member FINRA and subsidiary of Virtus Investment Partners, Inc.