

**INVESTMENT OVERVIEW**

The Fund seeks to maximize total return, which consists of income on its investments and capital appreciation, by investing in a portfolio of emerging markets debt instruments.

**KEY FEATURES**

**Rigorous Credit Analysis and Dynamic Asset Allocation** — Combined fundamental credit research and country macro analysis, with emphasis on valuations, is employed to construct a highly diversified portfolio. Active asset allocation to hard and local currency sovereign debt and hard currency corporate debt based on relative valuation analysis provides return generation potential

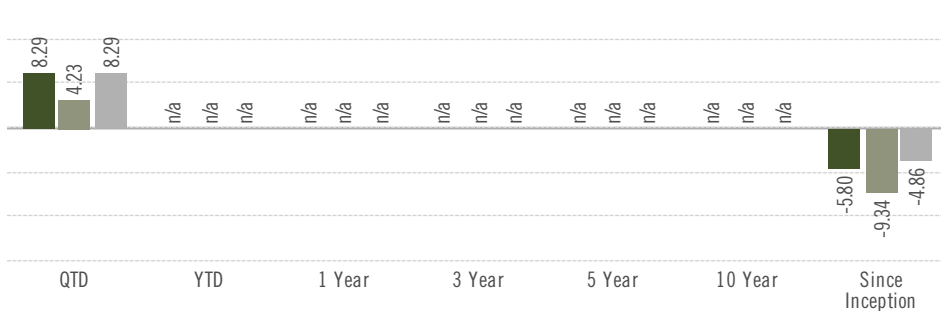
**Pioneers in Risk Analytics** — Proprietary platform enables continuous monitoring of portfolio risk exposures in reaction to changing market conditions

**Depth of Experience in EMD** — Stone Harbor’s demonstrated ability in managing emerging markets debt is rooted in teamwork with a 30-year history, a disciplined research and investment process, and the experience to make what are believed to be sound investment judgments

**FUND INFORMATION**

	<b>Ticker</b>	<b>CUSIP</b>
A Shares	VSHBX	92828Y581
I Shares	SHADX	92828Y573
Inception Date	04/11/22	
AUM (\$ millions)	1.8	
Number of Holdings	2	
Dividends	Semiannually	
Morningstar Category	Emerging Markets Bond	
Lipper Category	Emerging Markets Local Currency Debt Fds	
Index	Composite: 50% J.P. Morgan EMBI Gbl Diversified / 50% J.P. Morgan GBI-EM Gbl Diversified	

AVERAGE ANNUAL TOTAL RETURNS (%) as of 12/30/2022




Performance data quoted represents past performance. Past performance does not guarantee future results. Investment return and principal value will fluctuate so that shares, when redeemed, may be worth more or less than their original cost. Current performance may be lower or higher than the performance data quoted. Please visit [virtus.com](http://virtus.com) for performance data current to the most recent month end. Class A shares have a maximum sales charge of 3.75%. A contingent deferred sales charge of 0.50% may be imposed on certain redemptions within 18 months on purchases on which a finder’s fee has been paid.

The fund class gross expense ratio is 3.39%. The net expense ratio is 1.10%, which reflects a contractual expense reimbursement in effect through 4/7/2024.

Average annual total return is the annual compound return for the indicated period and reflects the change in share price and the reinvestment of all dividends and capital gains. Returns for periods of one year or less are cumulative returns.

**GROWTH OF \$10,000**



This chart assumes an initial investment of \$10,000 made on 4/11/2022. As of 12/30/2022 the fund value would have been \$9,066.34. Fund performance assumes reinvestment of dividends and capital gain distributions and reflects a front end sales charge of 3.75%.

**INVESTMENT ADVISER**

Virtus Alternative Investment Advisers, Inc.

**INVESTMENT SUBADVISER**



Stone Harbor is a global credit specialist with expertise in emerging and developed markets debt, with three decades of informed experience allocating risk in complex areas of the fixed income markets. We manage credit portfolios for clients globally.

Stone Harbor Investment Partners is a division of Virtus Fixed Income Advisers, LLC (“VFIA”), an SEC registered investment adviser.

**PORTFOLIO MANAGERS**

**Peter J. Wilby, CFA**  
Industry start date: 1980  
Start date as Fund Portfolio Manager: 2014

**James E. Craige, CFA**  
Industry start date: 1988  
Start date as Fund Portfolio Manager: 2014

**Kumaran Damodaran, PhD**  
Industry start date: 2000  
Start date as Fund Portfolio Manager: 2015

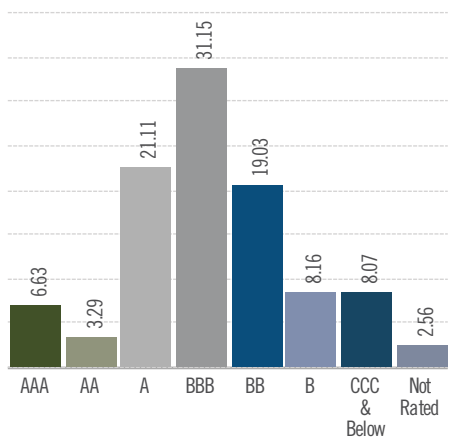
**Stuart Sclater-Booth**  
Industry start date: 1992  
Start date as Fund Portfolio Manager: 2017

**William Perry**  
Industry start date: 1984  
Start date as Fund Portfolio Manager: 2014

**David A. Oliver, CFA**  
Industry start date: 1986  
Start date as Fund Portfolio Manager: 2014

Virtus Stone Harbor Emerging Markets Debt Allocation Fund, a series of Virtus Opportunities Trust, is the successor of Stone Harbor Emerging Markets Debt Allocation Fund, formerly a series of Stone Harbor Investment Funds (“Predecessor Fund”), resulting from a reorganization of the Predecessor Fund with and into the fund on April 8, 2022.

**RATINGS DISTRIBUTION**



**CHARACTERISTICS**

Characteristic	Fund
Effective Duration	5.62
Weighted Average Life	9.51
30-day SEC Yield <sup>1</sup>	2.31
30-day SEC Yield (unsubsidized) <sup>2</sup>	1.77

<sup>1</sup> 30-day SEC Yield is a standardized yield calculated according to a formula set by the SEC, and is subject to change.  
<sup>2</sup> 30-day SEC Yield (unsubsidized) is the 30 day SEC yield without the effect of applicable expense waivers.

**SECTOR DISTRIBUTION**

Sector	% Fund
Sovereign Local Currency	48.02
Sovereign Hard Currency	36.96
Corporate Hard Currency	7.57
Net Cash	7.45
Corporate Local Currency	0.01

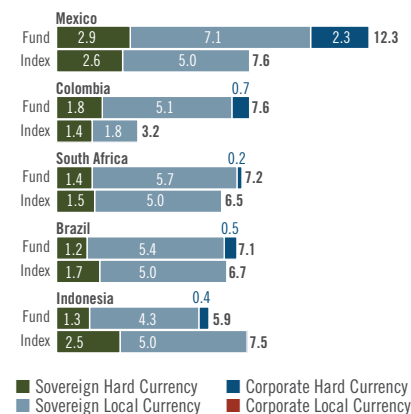
**INCOME DISTRIBUTIONS**

Month	NAV at Month-End
December 2022	\$0.860921 6.45

**REGIONAL ALLOCATION**

Region	% Fund
Latin America	37.35
Asia	19.15
Africa	16.08
Europe	13.29
Net Cash	7.45
Middle East	6.69

**TOP FIVE COUNTRIES (%)**



Weightings are subject to change. Weightings may not add up to 100% as a result of the use of certain financial instruments, including derivatives, which may be used to gain or reduce market exposure and/or for risk management purposes.

**IMPORTANT RISK CONSIDERATIONS**

**Affiliated Fund:** The risk that the adviser's authority to select and substitute underlying funds from a variety of affiliated mutual funds may create a conflict of interest. **Allocation:** The risk that the portfolio's exposure to equities and fixed income securities, or to different asset classes, may vary from the intended allocation or may not be optimal for market conditions at a given time. **Fund of Funds:** The risk that the fund's performance will be adversely affected by the assets owned by the other mutual funds and ETFs in which it invests, and that the layering of expenses associated with the fund's investment in such other funds will cost shareholders more than direct investments would have cost. **Emerging Markets Investing:** Emerging markets securities may be more volatile, or more greatly affected by negative conditions, than those of their counterparts in more established foreign markets. **Foreign Investing:** Investing in foreign securities subjects the portfolio to additional risks such as increased volatility; currency fluctuations; less liquidity; less publicly available information about the foreign investment; and political, regulatory, economic, and market risk. **Credit & Interest:** Debt instruments are subject to various risks, including credit and interest rate risk. The issuer of a debt security may fail to make interest and/or principal payments. Values of debt instruments may rise or fall in response to changes in interest rates, and this risk may be enhanced with longer-term maturities. **Counterparties:** There is risk that a party upon whom the portfolio relies to complete a transaction will default. **Currency Rate:** Fluctuations in the exchange rates between the U.S. dollar and foreign currencies may negatively affect the value of the portfolio's shares. **Derivatives:** Derivatives may include, among other things, futures, options, forwards and swap agreements and may be used in order to hedge portfolio risks, create leverage, or attempt to increase returns. Investments in derivatives may result in increased volatility and the portfolio may incur a loss greater than its principal investment. **High Yield Fixed Income Securities:** There is a greater risk of issuer default, less liquidity, and increased price volatility related to high yield securities than investment grade securities. **Liquidity:** Certain instruments may be difficult or impossible to sell at a time and price beneficial to the portfolio. **Income:** Income received from the portfolio may vary widely over the short- and long-term and/or be less than anticipated if the proceeds from maturing securities in the portfolio are reinvested in lower-yielding securities. **Market Volatility:** The value of the securities in the portfolio may go up or down in response to the prospects of individual companies and/or general economic conditions. Price changes may be short- or long-term. Local, regional, or global events such as war or military conflict (e.g., Russia's invasion of Ukraine), acts of terrorism, the spread of infectious illness (e.g., COVID-19 pandemic) or other public health issues, recessions, or other events could have a significant impact on the portfolio and its investments, including hampering the ability of the portfolio's manager(s) to invest the portfolio's assets as intended. **Prospectus:** For additional information on risks, please see the fund's prospectus.

**GLOSSARY**

**Effective Duration:** The change in the value of a fixed income security that will result from a 1% change in interest rates while taking into account the way changes in rates will affect the expected cash flows of any bond with an embedded option such as call or prepayment option. This measure assigns a probability to the exercise of a call option, where applicable, based on specified shifts in the yield curve. Duration is expressed as a number of years, and generally, the larger the duration, the greater the interest rate risk or reward for a portfolio's underlying bond prices. **Weighted Average Life:** The length of time to repayment of principal on a security whereby the time to each principal payment is weighted by the proportional size of the corresponding payment.

**INDEX DEFINITION**

Index: The composite index consists of the J.P. Morgan EMBI Global Diversified Index which tracks total returns for U.S. dollar denominated debt instruments issued by emerging markets sovereign and quasi-sovereign entities: Brady bonds, loans, and Eurobonds, and the J.P. Morgan GBI-EM Global Diversified Index which consists of regularly traded, liquid fixed rate, domestic currency government bonds to which international investors can gain exposure. The composite index is unmanaged, its returns do not reflect any fees, expenses, or sales charges, and is not available for direct investment.

**RATINGS DISTRIBUTION METHODOLOGY**

The ratings issued by Nationally Recognized Statistical Rating Organizations assess the credit worthiness of a corporation's or government's debt issues. The ratings apply to the fund's holdings and not the fund. Ratings are provided by Standard & Poor's, Moody's, and Fitch. In determining the average credit quality of a security, Stone Harbor uses the following hierarchy: S&P; if S&P is unavailable, Moody's; if Moody's is unavailable, Fitch. If no rating is available, Stone Harbor applies its internal rating methodology to assign a rating. A security that has not been assigned a credit rating through Stone Harbor's methodology is listed as "not rated". Ratings have been converted to the equivalent S&P rating category. Cash and currency forwards generally are assigned the AAA rating. Credit ratings are subject to change. AAA, AA, A, and BBB are investment grade ratings; BB, B, CCC, CC, C, and D are below-investment grade ratings.

Morningstar Category Classifications © 2023 Morningstar, Inc. All rights reserved.  
 Lipper Category Classifications © 2023 Lipper. All rights reserved.

Please consider a Fund's investment objectives, risks, charges, and expenses carefully before investing. For this and other information about any Virtus Fund, contact your financial professional, call 800-243-4361, or visit virtus.com for a prospectus or summary prospectus. Read it carefully before investing.

Not insured by FDIC/NCUSIF or any federal government agency. No bank guarantee. Not a deposit. May lose value.

Mutual funds distributed by VP Distributors, LLC, member FINRA and subsidiary of Virtus Investment Partners, Inc.

