

Core Bond Wrap

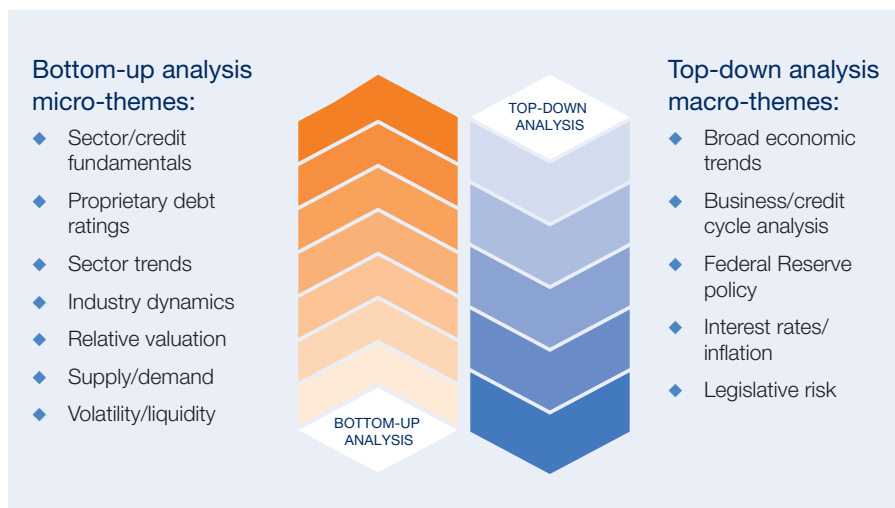
TAXABLE FIXED INCOME STRATEGY

SEIX ◆
INVESTMENT
ADVISORS LLC®

INVESTMENT PROCESS

Our process utilizes a blend of fundamental top-down and bottom-up analyses as the basis for structuring client portfolios executed by a team of seasoned fixed income investment professionals supported by a well-resourced team of career analysts.

Team members are incentivized to identify and bring forth ideas that will add value to our clients' portfolios. This dynamic process is highly attractive and motivational to experienced investment management professionals, and it has served the firm and our clients well since our inception in 1992.



FIRM FACTS

- ◆ Founded in 1992, Seix maintains its focus on providing fixed income strategies for institutional investors around the globe
- ◆ 40 investment professionals*

* As of 9/30/17

INVESTMENT PHILOSOPHY

We believe that the highest risk-adjusted returns are achieved with an investment approach that employs: in-depth company research, optimal security structures, and astute risk adjusted expected return analysis, all supported by rigorous and time-tested sell disciplines.

INVESTMENT OBJECTIVE

Seeks to deliver current income and capital appreciation by investing in U.S. government, high-grade corporate, and agency mortgage-backed securities.

INVESTMENT STYLE

- ◆ Active management
- ◆ Intermediate-term duration
- ◆ U.S. Treasuries, U.S. agencies, U.S. corporate debt (investment grade), and U.S. mortgage-backed securities
- ◆ Benchmark: Bloomberg Barclays Government/Credit Index

PORTFOLIO MANAGERS



Jim Keegan
CIO & Chairman
Industry experience since 1982
Joined Seix in 2008



Perry Troisi
Senior Portfolio Manager
Industry experience since 1986
Joined Seix in 1999



Michael Rieger
Senior Portfolio Manager
Industry experience since 1986
Joined Seix in 2007



Carlos Catoya
Portfolio Manager
Head of IG Credit Research
Industry experience since 1987
Joined Seix in 2001



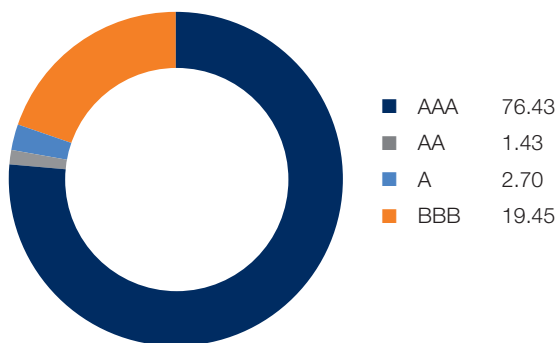
Jon Yozzo
Portfolio Manager
Head of IG Corporate Bond Trading
Industry experience since 1991
Joined Seix in 2000

Core Bond Wrap

TAXABLE FIXED INCOME STRATEGY



CREDIT QUALITY (%) AS OF 9/30/17



PORTFOLIO CHARACTERISTICS AS OF 9/30/17

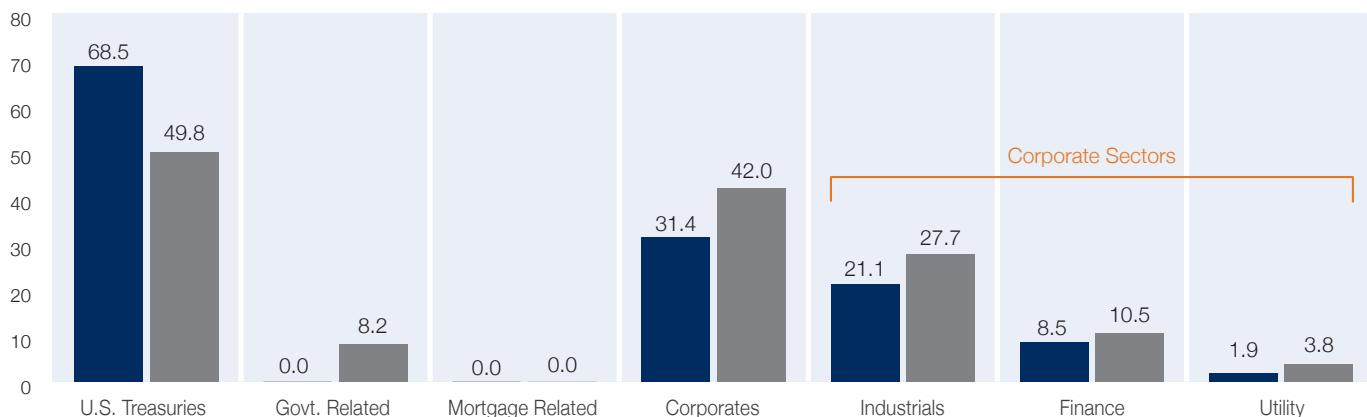
	Portfolio	Bloomberg Barclays Gov/Credit Index
Effective Duration (years)	6.61	6.62
Effective Yield (%)	2.26	2.45
Current Yield (%)	2.28	2.78
Average Maturity (years)	8.82	8.89
Number of Holdings	40	6,746
Average Credit Quality	AA	AA2/AA3

DURATION GUIDELINES

+/-5% of the Bloomberg Barclays Government/Credit Index

SECTOR DIVERSIFICATION – DURATION CONTRIBUTION (%) AS OF 9/30/17

■ Portfolio ■ Bloomberg Barclays Government/Credit Index



Sector weightings are subject to change.

Credit Ratings noted herein are calculated based on S&P, Moody's and Fitch ratings. Generally, ratings range from AAA, the highest quality rating, to D, the lowest, with BBB and above being called investment grade securities. BB and below are considered below investment grade securities. If the ratings from all three agencies are available, securities will be assigned the median rating based on the numerical equivalents. If the ratings are available from only two of the agencies, the more conservative of the ratings will be assigned to the security. If the rating is available from only one agency, then that rating will be used. Ratings do not apply to a fund or to a fund's shares. Ratings are subject to change.

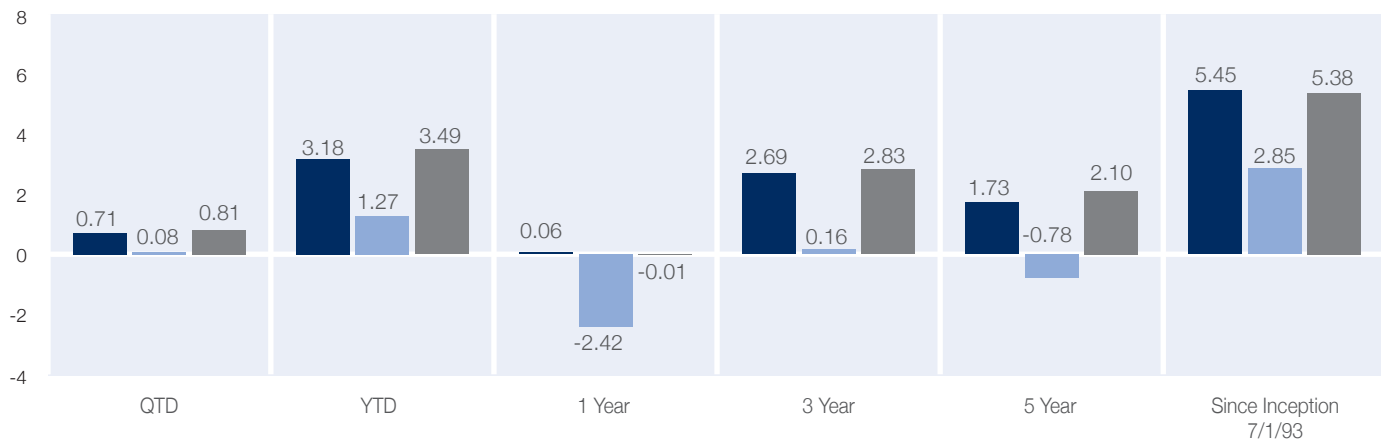
Core Bond Wrap

TAXABLE FIXED INCOME STRATEGY



ANNUALIZED PERFORMANCE (%) AS OF 9/30/17

■ Portfolio (Gross) ■ Portfolio (Net of Fees) ■ Bloomberg Barclays Government/Credit Index



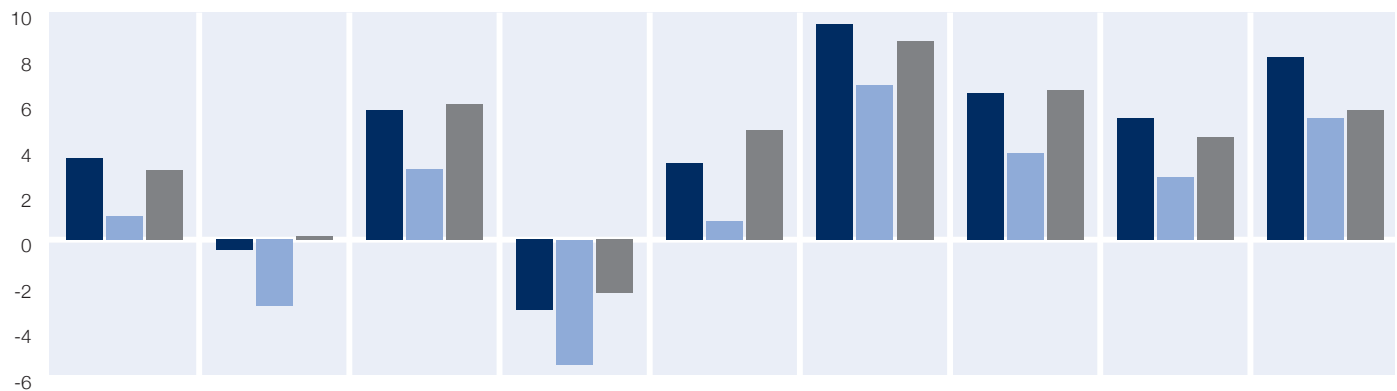
Net returns are calculated by subtracting the highest applicable wrap fee (2.50% on an annual basis, or 0.21% monthly) on a monthly basis from the gross composite monthly return.

Past performance is not indicative of future results. The above information is shown as supplemental information only and complements the fully compliant presentations. Periods greater than one year are annualized.

Bloomberg Barclays U.S. Government/Credit Index includes treasuries and agencies that represent the government portion of the index, and includes publicly issued U.S. corporate and foreign debentures and secured notes that meet specified maturity, liquidity and quality requirements. The index is unmanaged, its returns do not reflect any fees, expenses, or sales charges, and is not available for direct investment.

CALENDAR YEAR PERFORMANCE (%)

■ Portfolio (Gross) ■ Portfolio (Net of Fees) ■ Bloomberg Barclays Government/Credit Index



2016	2015	2014	2013	2012	2011	2010	2009	2008
3.61	-0.45	5.69	-3.10	3.33	9.48	6.46	5.28	8.04
1.05	-2.97	3.09	-5.50	0.78	6.79	3.84	2.69	5.39
3.05	0.15	6.01	-2.35	4.82	8.74	6.59	4.52	5.70

For information, contact:

Seix Investment Advisors LLC | 201.391.0300 | www.seixadvisors.com

Core Bond Wrap Composite Data

Year End	Total Firm	Composite Assets		Annual Performance and Standard Deviation					
	Assets (\$ mil)	US\$ (\$ mil)	# of Wrap Sponsors	Net Composite Return	Pure Gross Composite Return	Composite 3-Year Std. Dev.	Bloomberg Barclays Govt/Credit Index	Index 3-Year Std. Dev.	Composite Dispersion
2016	27,631	208	5 or fewer	1.05%	3.61%	3.44%	3.05%	3.46%	N/A
2015	25,698	205	5 or fewer	-2.91%	-0.45%	3.16%	0.15%	3.25%	N/A
2014	30,989	186	5 or fewer	3.09%	5.69%	2.92%	6.01%	2.95%	N/A
2013	26,600	200	5 or fewer	-5.50%	-3.10%	3.38%	-2.35%	3.17%	N/A
2012	26,141	247	5 or fewer	0.78%	3.33%	3.30%	4.82%	2.96%	N/A
2011	26,147	218	6	6.79%	9.48%	3.52%	8.74%	3.42%	0.2%
2010	25,855	229	7	3.84%	6.46%	-	6.59%	-	N/A
2009	24,338	227	5 or fewer	2.69%	5.28%	-	4.52%	-	N/A
2008	17,375	179	5 or fewer	5.39%	8.04%	-	5.70%	-	N/A
2007	21,534	151	5 or fewer	5.02%	7.67%	-	7.23%	-	N/A

N/A - Information is not statistically meaningful due to an insufficient number of portfolios in the composite for the entire year.

Seix Investment Advisors LLC claims compliance with the Global Investment Performance Standards (GIPS®) and has prepared and presented this report in compliance with the GIPS standards. Seix Investment Advisors LLC has been independently verified for the periods January 1, 1993 through December 31, 2016. The verification reports are available upon request.

Verification assesses whether (1) the firm has complied with all the composite construction requirements of the GIPS standards on a firm-wide basis and (2) the firm's policies and procedures are designed to calculate and present performance in compliance with the GIPS standards. Verification does not ensure the accuracy of any specific composite presentation.

Seix Investment Advisors LLC is an SEC-registered investment adviser and wholly owned subsidiary of Virtus Investment Partners. The firm maintains a complete list and description of composites, which is available upon request.

The Seix Core Bond Wrap Composite consists of all Core Bond Wrap Fee accounts managed by Seix in all participating Wrap Fee Sponsors' Programs. The minimum account size for inclusion in the composite is \$500,000. For comparison purposes, the composite is measured against the Bloomberg Barclays Capital Government/Credit Index. The Bloomberg Barclays Capital Government/Credit Index is an unmanaged index consisting of Treasuries (i.e., public obligations of the U.S. Treasury that have remaining maturities of more than one year), agencies (i.e., publicly issued debt of U.S. Government agencies, quasi-federal corporations, and corporate or foreign debt guaranteed by the U.S. Government), and publicly issued U.S. corporate and foreign debentures and secured notes that meet specified maturity, liquidity, and quality requirements. Securities must be rated investment-grade (Baa3/BBB- or higher). Index returns do not reflect the deduction of any fees.

The Seix Core Bond Wrap Composite was created October 1, 1998, and has a performance inception date of July 1, 1993. Prior to September 30, 2017, the Seix Core Bond Wrap Composite was named the Seix Core Bond SMA Composite.

Results are based on fully discretionary accounts under management, including those accounts no longer with the firm. The U.S. Dollar is the currency used to express performance. Returns include the reinvestment of all income. The annual composite dispersion presented is an asset-weighted standard deviation calculated for the wrap sponsors in the composite the entire year.

Pure Gross returns are presented as supplemental information, do not reflect the deduction of any trading costs, fees or expenses and are presented for comparison purposes only. Net returns are calculated by subtracting on a monthly basis the highest assumed wrap fee (2.50% annually or 0.21% per month) from the gross composite monthly return. The assumed wrap fee includes all charges for portfolio management, trading costs, custody and other administrative fees.

Actual wrap fees vary by Program Sponsor. Please refer to the Program Sponsor's ADV 2A for a full disclosure of the fee schedule for wrap fees. Returns realized by clients will be reduced by the actual wrap fee rates and rates incurred by clients will vary.

Performance presented for the period prior to March 31, 2008 occurred while the Portfolio Management Team was a part of Seix Advisors, the Fixed Income division of Trusco Capital Management, Inc. ("Trusco") and the predecessor of Seix Investment Advisors LLC. Effective as of March 31, 2008, Seix Advisors began operating as a separate legal entity, named Seix Investment Advisors LLC ("Seix"), and Trusco was renamed as RidgeWorth Capital Management, Inc. Effective as of May 23, 2014, RidgeWorth Capital Management, Inc. became RidgeWorth Capital Management LLC, and Seix merged with StableRiver Capital Management LLC, a wholly owned subsidiary of RidgeWorth Capital Management LLC. Effective June 1, 2017, RidgeWorth Capital Management LLC was acquired by Virtus Investment Partners, Inc. ("Virtus") and was renamed Virtus Fund Advisers, LLC ("VFA"). Each of VFA and Seix is an SEC-registered investment adviser. Seix is a wholly owned subsidiary of VFA, which is an indirect, wholly owned subsidiary of Virtus.

Seix has retained the identical investment style since the inception of the composite. Seix also maintains the records necessary to support the performance of all composites and will provide these records upon request. Policies for valuing portfolios, calculating performance, and preparing compliant presentations are available upon request. **Past performance is not indicative of future results.**

DEFINITIONS & DISCLOSURES

Bonds offer a relatively stable level of income, although bond prices will fluctuate providing the potential for principal gain or loss. Intermediate-term, higher quality bonds generally offer less risk than longer-term bonds and a lower rate of return. Generally, a Portfolio's fixed income securities will decrease in value if interest rates rise and vice versa. Although a Portfolio's yield may be higher than that of fixed income strategies that purchase higher rated securities, the potentially higher yield is a function of the greater risk of that strategy's underlying securities.

This information and general market-related projections are based on information available at the time, are subject to change without notice, are for informational purposes only, are not intended as individual or specific advice, may not represent the opinions of the entire firm, and may not be relied upon for individual investing purposes. Information provided is general and educational in nature, provided as general guidance on the subject covered, and is not intended to be authoritative. All information contained herein is believed to be correct, but accuracy cannot be guaranteed. This information may coincide or conflict with activities of the portfolio managers. It is not intended to be, and should not be construed as investment, legal, estate planning, or tax advice. Seix Investment Advisors does not provide legal, estate planning or tax advice. Investors are advised to consult with their investment professional about their specific financial needs and goals before making any investment decisions.

HOLDINGS DISCLOSURE The information provided in this report should not be considered a recommendation to purchase or sell any particular security. There is no assurance that any securities discussed herein will remain in an account's portfolio at the time you receive this report or that securities sold have not been repurchased. The securities discussed do not represent an account's entire portfolio and in the aggregate may represent only a small percentage of an account's portfolio holdings. It should not be assumed that any of the securities transactions or holdings discussed were or will prove to be profitable, or that the investment recommendations or decisions we make in the future will be profitable or will equal the investment performance of the securities discussed herein.